

FRONT SUSPENSION

Part No.	Description	Plate No.	No. per Unit	Remarks
C.17587	R.H. FRONT SUSPENSION ASSEMBLY		1	} REQUIRED WHEN DISC ROAD WHEELS ARE FITTED.
C.17588	L.H. FRONT SUSPENSION ASSEMBLY		1	
C.17589	R.H. FRONT SUSPENSION ASSEMBLY		1	} REQUIRED WHEN WIRE SPOKE ROAD WHEELS ARE FITTED.
C.17590	L.H. FRONT SUSPENSION ASSEMBLY		1	
C.8123	Shaft, supporting Upper Wishbone Levers	53- 1	2	
C.4739	Wishbone Lever, Upper Front	53- 2	2	
C.4733	Wishbone Lever, Upper Rear	53- 3	2	
C.3003	Bush (Metalastik) at each side of "eye" in Wishbone Levers	53- 4	8	
C.3010/1	Nut, securing Upper Wishbone Levers to Shafts	53- 5	4	
C.3193	Washer, Special, under Nuts	53- 6	4	
L.104/10U	Pin, Split, securing Slotted Nuts	53- 7	4	
C.7378	Ball Joint Assembly, between Upper Wishbone Levers and Stub Axle Carriers		2	Fitted from Chassis No. 820001 to 820003 830001 to 831967 827001 to 827234 837001 to 837830 824001 to 824667 834001 to 835881
C.15890	Ball Joint Assembly, between Upper Wishbone Levers and Stub Axle Carriers	53- 8	2	Fitted to Chassis No. 820004 and subs. 831968 and subs. 827234 and subs. 837831 and subs. 824668 and subs. 835882 and subs.
C.3362/1	Nipple, Grease, on Upper Ball Joints	53- 9	2	
C.3020	Seal, between Housing of Upper Ball Joints and Stub Axle Carriers	53-10	2	
C.3169	Shim, between Upper Ball Joint and Wishbone Levers, for Wheel Castor Adjustment	53-11	As req'd	
NB.137/27D	Bolt, securing Upper Ball Joints and Wishbone Levers	53-12	4	
C.3007	Lock-Plate, on Bolts	53-13	4	
NN.137/L	Nut on Bolts	53-14	4	
NN.750/L	Nut, securing Upper Ball Joints to Stub Axle Carrier	53-15	2	
FW.108/T	Washer, Plain, under Nuts	53-16	2	
L.104/10U	Pin, Split, securing Nuts	53-17	2	
C.3009	Carrier for R.H. Stub Axle	53-18	1	
C.3606	Carrier for L.H. Stub Axle		1	
C.8467	Steering Arm, R.H.	53-19	1	
C.8468	Steering Arm, L.H.		1	
NB.143/26D	Bolt, securing Steering Arms to Stub Axle Carrier	53-20	4	
C.3625	Nut, on Bolts	53-21	4	
C.3004/4	Washer, under Nuts	53-22	4	
C.13101	Bracket, on lower front Bolt, for R.H. Flexible Brake Hose	53-23	1	
C.13102	Bracket, on lower front Bolt, for L.H. Flexible Brake Hose		1	
L.103/7U	Split Pin, retaining Nuts	53-24	8	
C.3008	Shaft, Stub Axle	54- 1	2	
C.615	Grease Retainer (Felt) on Stub Axle Shafts	54- 2	2	
C.614	Plate, Cover, for Grease Retainers	54- 3	2	

FRONT SUSPENSION

Part No.	Description	Plate No.	No. per Unit	Remarks
FRONT SUSPENSION ASSEM. (cont'd)				
C.3011	Bearing, inner, for Hub (Timken 14138/14276)	54-4	2	} REQUIRED WHEN DISC ROAD WHEELS ARE FITTED.
C.3012	Bearing, outer, for Hub (Timken 09067/09165)	54-5	2	
C.12926	Hub, Front (complete with Studs)	54-6	2	
C.13365	Stud, for Front Hubs	54-7	10	
C.3039	Cap, for Front Hubs	54-8	2	
C.3044/1	Nipple, Grease, in Front Hubs (Tec.NA.6656)	54-9	2	} REQUIRED WHEN WIRE SPOKE ROAD WHEELS ARE FITTED.
C.12928	Hub, R.H. Front		1	
C.12929	Hub, L.H. Front		1	
C.1102	Cap, for R.H. Front Hub		1	
C.1103	Cap, for L.H. Front Hub		1	
C.3076/1	Nipple, Grease, in Front Hubs (Tec.NA.6658)		2	
NN.756/L	Nut, securing Hubs to Stub Axle Shafts	54-10	2	
C.3400	"D" Washer under Nuts	54-11	2	
L.104/10U	Pin, Split, securing Nuts	54-12	2	
C.8324	Ball-Pin at bottom of Stub Axle Carriers	54-13	2	
C.3024	Spigot over Ball Pins	54-14	2	
C.12557	Socket (Morganite) supporting Lower Ball Pins	54-15	2	
C.3026/1	Shim, between bottom of Stub Axle Carriers and Caps	54-16	As req'd	
C.3023	Cap, containing Ball Socket	54-17	2	
NS.137/9H	Screw, Set, securing Caps to Stub Axle Carriers	54-18	8	
C.3028	Lock Plate for Setscrews	54-19	4	
C.3362/1	Nipple, Grease, in Caps (Tec.NA.6674)	54-20	2	
C.10182	Wishbone Lever Assembly, R.H. Lower	54-21	1	
C.10183	Wishbone Lever Assembly, L.H. Lower		1	
C.10182	R.H. LOWER WISHBONE ASSEMBLY	54-21	1	
C.10183	L.H. LOWER WISHBONE ASSEMBLY		1	
C.3013	Wishbone Lever, Lower Front	54-22	2	
C.4804	Wishbone Lever, R.H. Lower Rear	54-23	1	
C.4805	Wishbone Lever, L.H. Lower Rear		1	
C.3018	Pin, for fixing of Lower Wishbone Levers and Front Shock Absorbers	54-24	2	
NN.756/L	Nut, securing Lower Wishbone Levers to Pins	54-25	2	
C.794	Washer, Special, under Nuts	54-26	2	
L.104/10U	Pin, Split, securing Nuts	54-27	2	
C.3019	Shaft, supporting Lower Wishbone Levers	54-28	2	
C.3021	Bush (Metalastik) in "eye" ends of Lower Wishbone Levers	54-29	8	
C.3010/2	Nut, securing Lower Wishbone Levers to Shafts	54-30	4	
C.3114	Washer, Special, under Nuts	54-31	4	
L.105/12U	Pin, Split, securing Nuts	54-32	4	
C.8325	Gaiter (Rubber) for Lower Ball Pins	54-33	2	
C.8466	Retainer inside Gaiter	54-34	2	
C.8326	Plate, securing Gaiter to Stub Axle Carrier	54-35	2	
C.8327	Clip, retaining Gaiter on Plate	54-36	2	
C.3818	Screw, Shakeproof, securing Retaining Plate to Stub Axle Carrier		8	

FRONT SUSPENSION

Part No.	Description	Plate No.	No. per Unit	Remarks
C.8131	R.H. UPPER WISHBONE ASSEMBLY		1	
C.8132	L.H. UPPER WISHBONE ASSEMBLY (Comprising Upper Wishbone Levers, Shaft, Metalastic Bushes and Ball Pin)		1	
FIXINGS, ETC., FOR FRONT SUSPENSION				
C.9575	Packing Piece , between Upper Wishbone Shaft and Chassis Frame, for adjustment of Wheel Camber		4	
C.3166/1	Shim , between Upper Wishbone Shaft and Chassis Frame, for adjustment of Wheel Camber (.064" thick)		As req'd	
C.3166/2	Shim , between Upper Wishbone Shaft and Chassis Frame, for adjustment of Wheel Camber (.048" thick)		As req'd	
C.3166/3	Shim , between Upper Wishbone Shaft and Chassis Frame, for adjustment of Wheel Camber (.036" thick)		As req'd	
C.8060	Bolt , securing Upper Wishbone Shaft at top, to Chassis Frame		4	
C.8150/9	Nut , Self-Locking, on Bolts		4	
NB.137/14D	Bolt , securing Upper Wishbone Shaft at bottom, to Chassis Frame		4	
C.8150/7	Nut , Self-Locking, on Bolts		4	
NB.137/10D	Bolt , securing Lower Wishbone Shaft to Chassis Frame		4	
C.3653	Bolt , securing Lower Wishbone Shaft to Chassis Frame		4	
C.8150/7	Nut , Self-Locking, on Bolts		8	
C.8737/8	Nut , securing Stub Axle Shafts to Carriers		2	
C.3114	Washer , Special, under Nuts		2	
NN.756/L	Nut , securing Hubs to Stub Axle Shafts		2	
C.3400	"D" Washer , under Nuts		2	
L.104/10U	Pin , Split, securing Nuts		2	
NN.756/L	Nut , securing Lower Rear Wishbone Levers to Lower Ball Pins		2	
C.794	Washer , Special, under Nuts		2	
L.104/10U	Pin , Split, securing Nuts		2	
C.7220	ANTI-ROLL BAR	55- 1	1	
C.4349	Bearing (Rubber) for Anti-Roll Bar	55- 2	2	
C.3054	Bracket , holding Rubber Bearings	55- 3	2	
NB.137/6D	Bolt , securing Bearing Brackets to Chassis Frame	55- 4	4	
NN.137/L	Nut , on Bolts	55- 5	4	
FG.106/X	Washer , Spring, under Nuts		4	
C.3049	LINK AT EACH END OF ANTI-ROLL BAR	55- 6	2	
C.3050	Bush (Rubber) in "eye" end of Link	55- 7	4	
C.3337	Washer , Special, behind Rubber Bushes	55- 8	4	
L.105/10U	Pin , Split, securing Link on Anti-Roll Bar	55- 9	2	

FRONT SUSPENSION

Part No.	Description	Plate No.	No. per Unit	Remarks
C.3057	BRACKET, ANCHORING LINK TO R.H. LOWER REAR WISHBONE LEVER		1	
C.3058	BRACKET, ANCHORING LINK TO L.H. LOWER REAR WISHBONE LEVER	55-10	1	
NB.137/16D	Bolt, securing Anchor Brackets to Lower Rear Wishbone Levers	55-11	2	
NN.137/L	Nut, on Bolts	55-12	2	
FG.106/X	Washer, Spring, under Nuts		2	
C.3053	RUBBER BUFFER AT TOP OF LINK	55-13	4	
C.793	Washer, Special, under Lower Buffer	55-14	2	
C.3052	Washer, Special, at top of Upper Buffer	55-15	2	
NN.743/L	Nut, securing Links to Anchor Brackets	55-16	2	
L.103/8U	Pin, Split, securing Nuts	55-17	2	
C.5719	R.H. TORSION BAR		1	
C.5720	L.H. TORSION BAR	55-18	1	
C.3047	FLANGE FOR FRONT END OF TORSION BARS	55-19	2	
C.3060	Bolt, securing Flanges to Lower Rear Wishbone Levers		2	
NN.756/L	Nut, on Bolts		2	
C.794	Washer, Special, under Nuts		2	
L.104/10U	Pin, Split, securing Nuts		2	
NS.137/14F	Screw, Set, securing Flanges to Lower Rear Wishbone Levers		2	
FG.106/X	Washer, Spring, on Setscrews		2	

FRONT SUSPENSION

Part No.	Description	Plate No.	No. per Unit	Remarks
C.3461	LEVER, FOR ADJUSTMENT OF TENSION ON R.H. TORSION BAR		1	
C.3462	LEVER, FOR ADJUSTMENT OF TENSION ON L.H. TORSION BAR	55-20	1	
NB.137/19D	Bolt , locking Adjusting Levers on rear end of Torsion Bars	55-21	2	
BD.541/1	Washer , on Locating Bolts		2	
NN.137/L	Nut , on Bolts	55-22	2	
FG.106/X	Washer , Spring, under Nuts	55-23	2	
NB.131/13D	Bolt , clamping Adjusting Levers to Chassis Frame	55-24	2	
NN.137/L	Nut , on Clamp Bolts		2	
C.726	Washer , Shakeproof, under Nuts	55-25	2	
C.3096/1	SPECIAL BOLT FOR ADJUSTMENT OF TORSION BARS	55-26	2	
C.3098	Trunnion , on Adjusting Bolts	55-27	2	
C.3097	Nut , Special, on Adjusting Bolts	55-28	2	
C.1102	R.H. HUB CAP		1	} FOR USE WHEN WIRE SPOKE ROAD WHEELS ARE FITTED. NOT REQUIRED FOR CARS EXPORTED TO GERMANY.
C.1103	L.H. HUB CAP		1	
C.14891	R.H. HUB CAP		1	} REQUIRED FOR CARS EXPORTED TO GERMANY WHEN FITTED WITH WIRE SPOKE ROAD WHEELS.
C.14892	L.H. HUB CAP		1	
C.14927	TOOL FOR REMOVAL AND FITTING OF HUB CAPS		1	

FRONT SUSPENSION

Part No.	Description	Plate No.	No. per Unit	Remarks
C.12988	DISC FOR FRONT CALIPERS		2	
C.13546	Bolt , securing Discs to Front Hubs		10	
UFN.143/L	Nut , on Bolts		10	
FG.107/X	Washer , Spring, under Nuts		10	
C.12930	ADAPTOR PLATE FOR FRONT CALIPERS		2	
NB.143/17D	Bolt , securing Adaptor Plates to Stub Axle Carriers		4	
C.3628	Nut , on Bolts		4	
C.3804/4	Washer , under Nuts		2	

PLATE 53

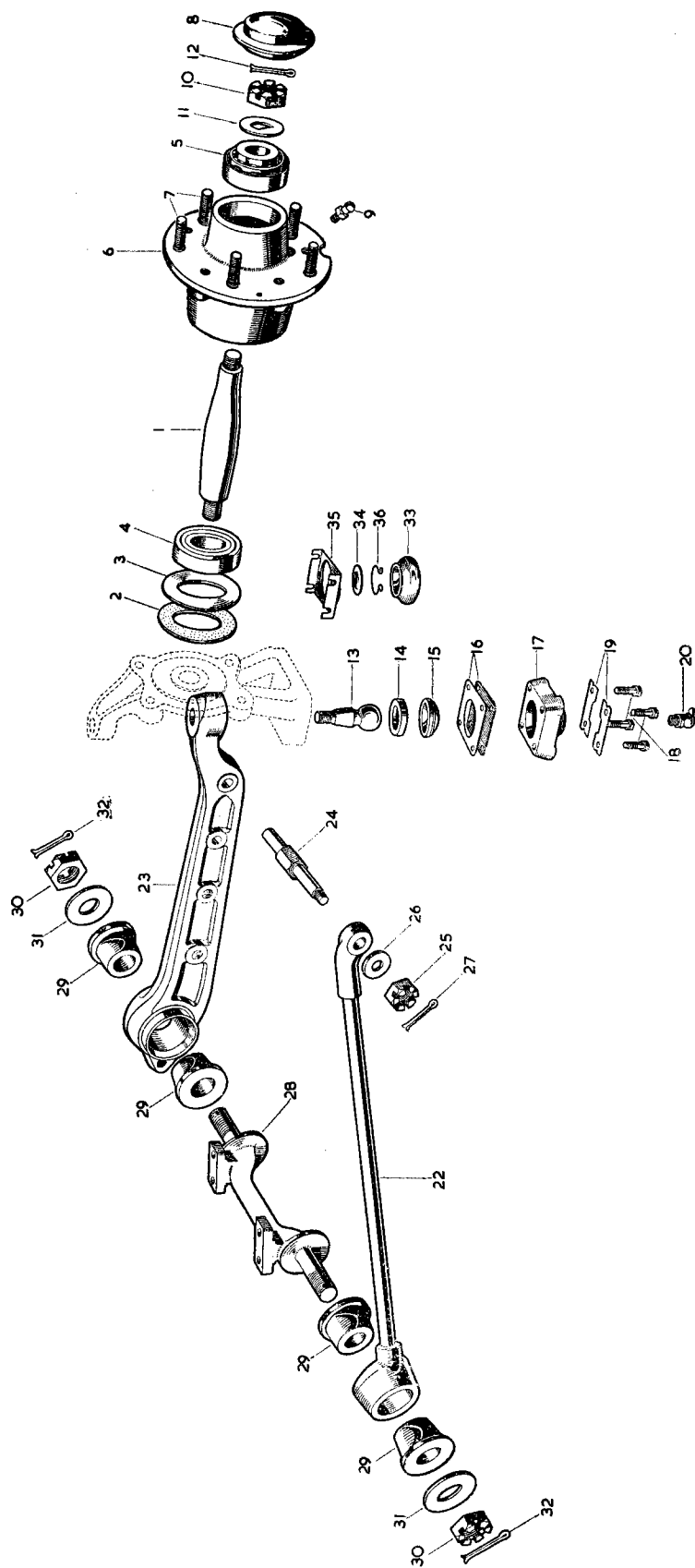
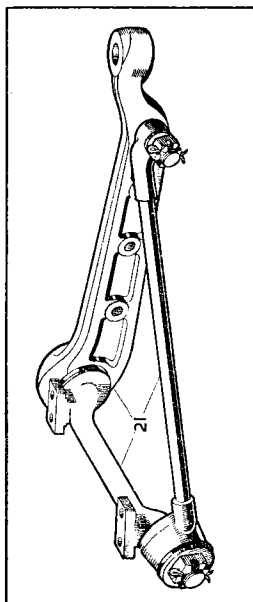


PLATE 54

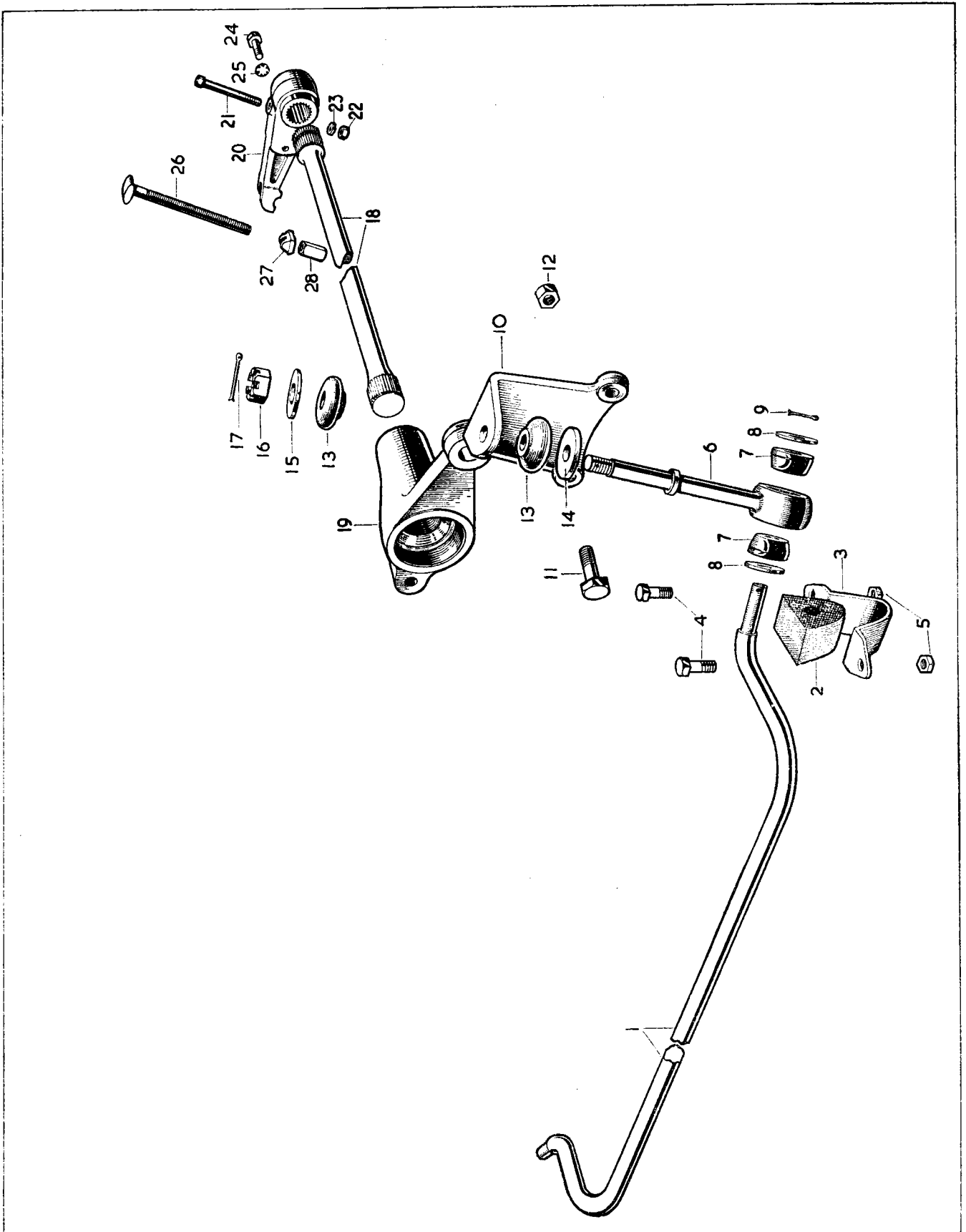


PLATE 55

ROAD WHEELS

Part No.	Description	Plate No.	No. per Unit	Remarks
C.6749	DISC ROAD WHEEL (5½K RIM-LP.664)		5	
C.3041	Nut, securing Disc Wheels to Hubs		20	
C.3243	NAVE PLATE FOR DISC ROAD WHEELS		4	
C.3367	BADGE ("JAGUAR") FOR NAVE PLATE		4	
AN.104/K	Nut (Brass) securing Badges to Nave Plates		8	
C.736	Washer, Shakeproof, under Nuts		8	
C.6838	WIRE SPOKE ROAD WHEEL (K.445A) (54 SPOKES)		5	PAINTED FINISH—SUPPLIED TO SPECIAL ORDER ONLY.
C.5602	Long Spoke		90	
C.5603	Short Spoke		180	
C.5604	Nipple, for Spokes		270	
C.14023	WIRE SPOKE ROAD WHEEL (60 SPOKES)		5	PAINTED FINISH—SUPPLIED TO SPECIAL ORDER ONLY.
7943	Long Spoke		100	
7945	Short Spoke		200	
C.5604	Nipple, for Spokes		300	
C.12436	WIRE SPOKE ROAD WHEEL (60 SPOKES)		5	CHROMIUM PLATED—SUPPLIED TO SPECIAL ORDER ONLY.
7942	Long Spoke		100	
7944	Short Spoke		200	
C.9144	Nipple, for Spokes		300	

ROAD WHEELS

Part No.	Description	Plate No.	No. per Unit	Remarks
C.3760	TYRE (DUNLOP ROAD SPEED 6.00"×16")		5	Fitted from Chassis No. 830001 to 830226 827001 to 827049 837001 to 837380 824001 to 824347 834001 to 835451
C.14385	TYRE (DUNLOP ROAD SPEED RS.4 6.00"×16")		5	Fitted to Chassis No. 820001 and subs. 830227 and subs. 827050 and subs. 837381 and subs. 824348 and subs. 835452 and subs.
C.5636	INNER TUBE (DUNLOP BUTYL 6.00"×16")		5	
C.10156	WHITE-WALL TYRE (DUNLOP 6.00"×16")		5	SUPPLIED TO SPECIAL ORDER ONLY.
C.6649	TYRE (DUNLOP RACING 6.00"×16")		5	} SUPPLIED TO SPECIAL ORDER ONLY.
C.6650	INNER TUBE (DUNLOP RACING 6.00"×16")		5	
BALANCE WEIGHTS FOR ROAD WHEELS				FOR USE ONLY WITH DISC ROAD WHEELS .
C.3985	Balance Weight (½ oz.)		As req'd	
C.3986	Balance Weight (1 oz.)		As req'd	
C.3987	Balance Weight (1½ oz.)		As req'd	
C.3988	Balance Weight (2 oz.)		As req'd	
C.3989	Balance Weight (2½ oz.)		As req'd	
C.3990	Balance Weight (3 oz.)		As req'd	
C.8385	RIM-BELLISHER		4	SUPPLIED TO SPECIAL ORDER ONLY.