

CYLINDER BLOCK

Part No.	Description.	Plate No.	No. per Unit.	Remarks.
C.2331/1	CYLINDER BLOCK	A.1	1	Fitted from Eng. No. W.1001 to W.2011
C.4820	CYLINDER BLOCK		1	Fitted to Eng. No. W.2012 and subs.
C.317	Plug, Core, on left and right hand sides	A.2	2	
C.315	Plug, Core, on left and right hand sides	A.3	7	
C.2305	Plug, in front end of Oil Gallery ($\frac{7}{8}$ " A.N.F.)	A.4	1	
C.2352	Plug, in side of Oil Gallery ($\frac{1}{2}$ " A.N.F.)	A.5	6	
C.2296/3	Washer, Copper, on Oil Gallery Plugs	A.6	6	
C.2157	Plug in rear end of Oil Gallery ($\frac{7}{8}$ " A.N.F.)	A.7	1	
C.2296/2	Washer, Copper, on rear Plug	A.8	1	
C.2354	Tap, Water Drain, in left hand side of Block	A.9	1	
C.2296/3	Washer, Copper, on Water Drain Tap	A.10	1	
OD.106/4J	Dowel on rear face of Block		2	
C.2365	Dowel on front face of Block	A.11	2	
C.2258	Cover on rear face of Cylinder Block	A.12	1	
C.2373	Dowel, Ring, between Rear Cover and Block	A.13	2	
NB.131/7D	Bolt, Centre, securing Rear Cover to Block	A.14	1	
NB.131/8-5D	Bolt, Outer, securing Rear Cover to Block	A.15	2	
FG.105/X	Washer, Spring, on Bolts	A.16	3	
C.2332	Ring, Sealing, on Rear Cover	A.17	1	
C.2394	Dowel, Ring, between Sealing Ring and Rear Cover	A.18	2	
C.2470	Screw, Cap, securing Sealing Ring to Rear Cover	A.19	2	
C.2204	Cap, Bearing, Front		1	} NOT SERVICED
C.2200	Cap, Bearing, Centre		1	
C.2346	Cap, Bearing, Intermediate		4	
C.2202	Cap, Bearing, Rear		1	
C.2298	Tube, Drain, in Rear Bearing Cap	A.20	1	
C.2365	Dowel, between Bearing Caps and Block		14	
C.2262	Bolt, securing Bearing Caps		14	
C.2427	Washer, Locking Bolts securing Front Bearing Cap		2	
C.2425	Washer, Locking Bolts securing Centre, Intermediate and Rear Bearing Caps		12	
C.2269	Stud, securing Cylinder Head	A.21	13	
C.2270	Stud, Dowel, securing Cylinder Head	A.22	1	
C.5022	Plug, on left hand side of Block, sealing aperture for Heater Element		1	Fitted to Eng. No. W.3686 and subs. Also to certain individual Engines prior to this number
C.2461	Liner, Cylinder		6	
C.2353	Union, connecting Oil Feed Pipe to Cylinder Block		1	
C.2296/4	Washer at each side of Union		2	
C.2478	Adapter for Union		1	} Fitted from Eng. No. W.1001 to W.1050
C.2296/4	Washer under Head of Adapter		1	
C.2239	CRANKSHAFT	A.23	1	Fitted from Eng. No. W.1001 to W.1746
C.2239/1	CRANKSHAFT		1	Fitted from Eng. No. W.1747 to W.2645
C.4808	CRANKSHAFT		1	Fitted to Eng. No. W.2646 and subs.
C.2467	Washer, locking Starter Jaw	A.24	1	
C.544	Piece, Distance, under Locking Washer	A.24A	2	
C.2372	Jaw, Starter	A.25	1	Fitted from Eng. No. W.1001 to W.4816
C.5896	Bolt, securing Damper		1	Fitted to Eng. No. W.4817 and subs.
C.2468	Washer, behind Starter Jaw	A.26	1	
C.360	Shim, Packing, behind Washer	A.27	As req'd.	

CYLINDER BLOCK

Part No.	Description.	Plate No.	No. per Unit.	Remarks.
CRANKSHAFT (continued)				
C.2466	Cone, Split, between Damper Centre and Crankshaft	A.28	1	
C.2469	Pulley, Fan	A.29	1	
NB.131/11F	Bolt, securing Fan Pulley to Damper Centre	A.30	4	
C.725	Washer, Shakeproof, on Bolts	A.31	2	
C.2465	Centre for Damper	A.32	1	
C.2464	Damper Assembly	A.33	1	
C.5809	Damper Assembly		1	Fitted from Eng. No. W.1001 to W.8306 Fitted from Eng. No. W.8307 to W.8380 and for Competition purposes Fitted to Eng. No. W.8381 and subs.
C.8020	Damper Assembly		1	
R.504/11W	Rivet, securing Damper to Centre	A.34	12	
C.2173	Piece, Distance	A.35	1	
C.2283	Thrower, Oil	A.36	1	
C.2170	Gear, Timing	A.37	1	
C.2314	Gear for Oil Pump Drive	A.38	1	
C.757	Key (Woodruff 90)	A.39	3	
C.2315	Bearing, Main, Front, Centre and Rear (Std.)	A.40	6 halves	
C.2317	Bearing, Main, Intermediate (Std.)	A.41	8 halves	
C.2316	Washer, Thrust, bottom of Centre Bearing Cap	A.42	As req'd.	
C.2316/1	Washer, Thrust, bottom of Centre Bearing Cap	A.42	As req'd.	
C.2226	Bush, in rear end of Crankshaft, for Constant Pinion Shaft	A.43	1	
C.4283	Plug, Screwed, for Crankshaft Journals		6	Fitted to Eng. No. W.1747 and subs.
MAIN BEARINGS				
Obtainable in the following undersizes :—				
—·020" —·030" —·040"				
When ordering, please quote Part No. and undersize required (e.g. C.2315/20 for —·020").				
C.2211	FLYWHEEL	A.44	1	Fitted from Eng. No. W.1001 to W.2645
C.2313	Dowel in Centre of Flywheel	A.45	2	
C.1782	Dowel on outer face of Flywheel	A.46	2	
C.2295	Screw, Set, securing Flywheel to Crankshaft	A.47	6	
C.2287	Plate, locking Setscrews	A.48	2	
C.4188	Washer under head of Setscrews		6	
C.4809	FLYWHEEL		1	Fitted from Eng. No. W.2646 to W.8274
C.5808	FLYWHEEL		1	Fitted to Eng. No. W.8275 and subs.
C.2313	Dowel in Centre of Flywheel		2	
C.1782	Dowel on Outer face of Flywheel		2	
C.4855	Screw, Set, securing Flywheel to Crankshaft		10	
C.4810	Lockplate, securing Setscrews		1	
C.2265	PISTON, COMPLETE	A.49	6	7 : 1 COMPRESSION RATIO
C.2426	PISTON, COMPLETE		6	8 : 1 COMPRESSION RATIO
C.2563	Pin, Gudgeon	A.50	6	
C.3964	Circlip	A.51	12	
C.3085	Ring, Pressure, Upper	A.52	6	
C.3962	Ring, Pressure, Lower	A.53	6	
C.3963	Ring, Scraper	A.54	6	

CYLINDER BLOCK

Part No.	Description.	Plate No.	No. per Unit.	Remarks.
C.3086	PISTON, COMPLETE	A.55	6	7 : 1 COMPRESSION RATIO
C.3087	PISTON, COMPLETE		6	8 : 1 COMPRESSION RATIO
C.3104	Pin, Gudgeon	A.50	6	
C.3964	Circlip	A.51	12	
C.5830	Ring, Pressure, Upper	A.52	6	
C.5831	Ring, Pressure, Lower	A.53	6	
C.5832	Ring, Scraper	A.54	6	

NOTE.—Pistons C.3086 and C.3087 may be used as an alternative to C.2265 and C.2426 respectively.

C.7710	PISTON, COMPLETE		6	9 : 1 COMPRESSION RATIO
C.3104	Pin, Gudgeon		6	SPECIAL EQUIPMENT FOR COMPETITION PURPOSES
C.3964	Circlip		12	
C.5830	Ring, Pressure		12	
C.7850	Ring, Scraper		6	

PISTONS AND RINGS

Obtainable in the following oversizes :—

+·005" +·010" +·015"
+·020" +·030"

When ordering, please state oversize required (e.g. C.2265/10 for ·010" oversize).

C.2438	CONNECTING ROD (LESS BEARINGS)	A.56	6	Fitted from Eng. No. W.1001 to W.1098
C.2448	CONNECTING ROD (LESS BEARINGS)		6	Fitted from Eng. No. W.1099 to W.3674
C.1132	Bearing, Big End (Standard size)	A.57	12 halves	Fitted from Eng. No. W.1001 to W.1098
C.383	Bolt, securing Caps to Connecting Rods	A.58	12	
C.358	Nut on Bolts	A.59	12	Fitted from Eng. No. W.1099 to W.3674
C.2479	Bolt, securing Caps to Connecting Rods	A.58	12	
C.2361	Nut on Bolts	A.59	12	
C.386	Washer under Nuts	A.60	12	
L.103-5/8U	Pin, Split, locking Nuts	A.61	12	
C.2439	Bearing, Small End	A.62	6	

C.5835	CONNECTING ROD (LESS BEARINGS)		6	Fitted from Eng. No. W.3675 to W.8642
--------	--------------------------------	--	---	---------------------------------------

C.7917	CONNECTING ROD (LESS BEARINGS)		6	Fitted to Eng. No. W.8643 and subs.
--------	--------------------------------	--	---	-------------------------------------

C.1132	Bearing, Big End (Standard size)		12 halves	Fitted from Eng. No. W.3675 to W.8642
C.3944	Bolt, securing Caps to Connecting Rods		12	
C.2361	Nut on Bolts		12	
C.386	Washer, under Nuts		12	
L.103-5/8U	Pin, Split, Locking Nuts		12	
C.2439	Bearing, Small End		6	

BIG END BEARINGS

Obtainable in the following undersizes :—

—·020" —·030" —·040"

When ordering, please quote Part No. and undersize required (e.g. C.1132/20 for ·020" undersize).

CYLINDER BLOCK

Part No.	Description.	Plate No.	No. per Unit.	Remarks.
C.3384	OIL PUMP COMPLETE		1	Fitted from Eng. No. W.1001 to W.2760
C.2254	Body only	A.63	1	
C.373	Dowel in Pump Body	A.64	1	
C.2221	Gear, Driving	A.65	1	
C.2224	Gear, Driven	A.66	1	
C.1441	Spindle for Driven Gear	A.67	1	
C.2198	Cover at bottom of Pump Body	A.68	1	
C.2277	Gasket between Cover and Pump Body	A.69	1	
NB.131/6D	Bolt securing Cover to Pump Body	A.70	4	
C.740	Washer, Shakeproof, on Bolts	A.71	4	
C.2150	Shaft, Drive, between Distributor and Coupling Shaft	A.72	1	
C.2174	Bush on Drive Shaft	A.73	1	
C.2393	Washer on Drive Shaft (Top of Bush)	A.74	1	
C.2152	Gear, Helical, driving Oil Pump and Distributor	A.75	1	
C.753	Key (Woodruff No. 50) Locking Helical Gear on Drive Shaft	A.76	1	
NN.256/L	Nut at bottom of Drive Shaft	A.77	1	
C.2151	Washer, Special, Locking Nut	A.78	1	
C.2263	Shaft, coupling Driving Gear and Drive Shaft	A.79	1	
C.4715	OIL PUMP COMPLETE		1	Fitted to Eng. No. W.2761 and subs.
C.4716	Gear, Driving		1	
C.4718	Spindle for Driving Gear		1	
C.752	Key, locking Driving Gear on Spindle		1	
C.4717	Gear, Driven		1	
	All other items as for Oil Pump C.3384.			
C.2311	Bolt, securing Oil Pump to Bearing Cap	A.80	2	
NB.137/14D	Bolt, securing Oil Pump to Bearing Cap	A.81	1	
C.741	Washer, Shakeproof, on Bolts	A.82	3	
C.2471	OIL DELIVERY PIPE FROM PUMP	A.83	1	
C.2220	Gasket, under Flange of Oil Pipe	A.84	1	
NB.131/6D	Bolt, through Flange, securing Oil Pipe		2	
C.740	Washer, Shakeproof, on Bolts		2	
C.2160	Gasket, between Elbow and Oil Pump	A.85	1	
NB.131/9D	Bolt, through Elbow, securing Oil Pipe		3	
C.740	Washer, Shakeproof, on Bolts		3	
C.2228	FLOATING SUCTION FILTER FOR OIL SUMP	A.86	1	
L.104/10U	Pin, Split, retaining Filter in Oil Pump Cover		1	
C.2359	OIL SUMP	A.87	1	Fitted from Eng. No. W.1001 to W.2057 W.3491 to W.3592 W.3597 to W.3634 W.3968 to W.3971
C.2359/1	OIL SUMP		1	Fitted to the following Engines W.2058 to W.3490 W.3593 to W.3596 W.3635 to W.3967 W.3972 and subs.
C.2306	Seal (Asbestos) at front end of Sump	A.88	1	
C.2302	Seal (Cork Rubber) at rear end of Sump	A.89	1	

CYLINDER BLOCK

Part No.	Description.	Plate No.	No. per Unit.	Remarks.
C.4487	TRAY FOR OIL SUMP, FRONT (COMPLETE WITH BAFFLES—C.2340)	A.90	1	
C.2392	TRAY FOR OIL SUMP, REAR (COMPLETE WITH BAFFLE—C.2342)	A.91	1	SUPERSEDED BY C.2392/1
C.2392/1	TRAY FOR OIL SUMP, REAR (COMPLETE WITH BAFFLE—C.2342/1)		1	SUPERSEDES C.2392
NS.131/4D	Screw, Set, securing Front Tray to Bearing Caps	A.92	3	
CS.131/4D	Screw, Set, securing Rear Tray to Sump	A.93	4	
C.725	Washer, Shakeproof, on Setscrews	A.94	7	
C.2205	Gasket, between Oil Sump and Cylinder Block	A.95	2 halves	
C.2364	Plug, Drain, at bottom of Oil Sump	A.96	1	
C.2296/1	Washer on Drain Plug	A.97	1	
NS.131/5D	Screw, Set, securing Oil Sump to Cylinder Block	A.98	1	
NS.131/6D	Screw, Set, securing Oil Sump to Cylinder Block	A.98	25	
FG.105/X	Washer, Spring, on Setscrews	A.99	26	
C.2348	DIPSTICK ASSEMBLY FOR OIL SUMP	A.100	1	Fitted from Eng. No. W.1001 to W.2057
C.2348/1	DIPSTICK ASSEMBLY FOR OIL SUMP		1	Fitted to Eng. No. W.2058 and subs.
C.2349	OIL LEVEL ELEMENT UNIT IN OIL SUMP (SMITH'S Y.65704)	A.101	1	Fitted from Eng. No. W.1001 to W.6130 Also to 6132, 6134, 6136, 6138, 6140, 6142, 6144, 6146, 6148
C.4492	BLANKING PLATE FOR OIL SUMP		1	Fitted to Eng. No. W.6131, 6133, 6135, 6137, 6139, 6141, 6143, 6145, 6147, 6149, and subs.
C.937	Gasket for Oil Level Element Unit or Blanking Plate	A.102	1	
C.5106	DEFLECTOR ASSEMBLY FOR OIL SUMP		1	
C.4291	Plate, Tapped, for fixing of Deflector to Frame		2	SUPPLIED TO SPECIAL ORDER ONLY
FB.105/5D	Bolt, securing Deflector to Cross Member		5	
FN.105/L	Nut on Bolts		5	
FG.105/X	Washer, Spring, under Nuts		5	
NS.131/4D	Screw, Set, securing Deflector to Tapped Plates		6	
FG.105/X	Washer, Spring, on Setscrews		6	
1423/A	FLEXIBLE OIL PIPE	A.103	1	
1425	OIL PIPE TO GAUGE	A.104	1	
C.2350	OIL CLEANER (TECALEMIT FA.2045)		1	Fitted from Eng. No. W.1001 to W.4382
1535	Element (FG.2383)	A.105	1	
4661	Canister (41518)	A.106	1	
2740	Spring at bottom of Canister, for Bottom Pressure Plate (160144)	A.107	1	
2737	Washer on top of Spring (150386)	A.108	1	
2732	Washer (Felt) under bottom Pressure Plate (141050)	A.109	1	
2725	Plate, Pressure, at bottom of Canister (134167)	A.110	1	
2743	Circlip, securing bottom Pressure Plate (163122)	A.111	1	
2709	Filter Head (114042)	A.112	1	
2695	Screw, Union, at top of Filter Head (101343)	A.113	1	
2747	Washer (Fibre) under Union Screw (174550)	A.114	1	
C.4014	Valve, Relief, Assembly		1	
5911	Seal (Rubber) on Filter Head (137353)	A.115	1	
2733	Washer (Felt) under top Pressure Plate (141092)	A.116	1	
2726	Plate, Pressure, on Filter Head (134295)	A.117	1	
2741	Circlip, securing top Pressure Plate (160259)	A.118	1	
5165	Valve, Balance, Assy., in Filter Head (50002)	A.119	1	
2696	Bolt, through Filter Head and Canister (101344)	A.120	1	
1078	Washer (Steel) under Head of Bolt (WWA.1010)	A.121	1	
2728	Washer (Rubber) on Bolt (137025/2)	A.122	1	

CYLINDER BLOCK

Part No.	Description.	Plate No.	No. per Unit.	Remarks.
C.4767	OIL CLEANER (TECALEMIT FA.2690/101)		1	Fitted to Eng. No. W.4383 and subs.
1538	Element (FG.2388)		1	
2501	Cannister (41527)		1	
2697	Bolt, through Filter Head and Canister (101620)		1	
	All other items as for Oil Cleaner C.2350.			
C.4014	RELIEF VALVE ASSEMBLY		1	Fitted to Eng. No. W.1001 and subs.
C.1088/C	Body for Relief Valve (100197)	A.123	1	
2730	Washer (Fibre) between Body and Filter Head (140034)	A.124	1	
2713	Valve, Relief (118076)	A.125	1	
2742	Spring, for Relief Valve (160371)	A.126	1	
2693	Housing for Relief Valve Spring (100195)	A.127	1	
2692	Nut, Dome, on Housing (100194)	A.128	1	
2734	Nut, Lock (150202)	A.129	1	
C.1088/J	Washer (Copper) at each side of Locknut (150318)	A.130	2	
C.2248	Gasket, between Oil Cleaner and Cylinder Block	A.131	1	
NB.131/36D	Bolt, securing Oil Cleaner to Block (bottom fixing)		2	
NB.131/9D	Bolt, securing Oil Cleaner to Block (top fixing)		2	
FW.105/E	Washer (Copper), on Bolts, adjacent to Block		4	
FW.105/T	Washer (Steel) under Head of Bolts		4	
C.3826	WATER PUMP, COMPLETE			Fitted from Eng. No. W.1001 to W.1050
C.2209	Body only		1	
C.2357	Greaser, Hydraulic, on Pump Body		1	
C.2303	Gasket, between Pump and Cylinder Block		1	
C.2225	Spindle		1	
C.468	Bush for Spindle		1	
C.2401	Seal on Spindle		1	
C.705	Bearing, Ball, Front (Hoffman S.9)		1	
C.2402	Collar for Front Bearing		1	
C.2403	Circlip, on Pump Body, retaining Front Bearing		1	
C.706	Bearing, Ball, Rear (Hoffman S.10)		1	
C.2404	Circlip, in Fan Hub, retaining Rear Bearing		1	
C.2406	Washer (Felt) Front		1	
C.2405	Disc for Front Washer		1	
C.389	Washer (Felt) Rear		1	
C.2450	Disc for Rear Washer		1	
C.2321	Impeller (Front Half)		1	
C.2397	Impeller (Rear Half)		1	
R.502/10W	Rivet, securing two halves of Impeller		4	
C.704/1	Pin (Mills) securing Impellor to Spindle		1	
C.2399	Dog, Driving, Front		1	
C.2398	Circlip, around Fan Hub, securing Front Driving Dog		1	
C.704/1	Pin (Mills) securing Front Driving Dog to Spindle		1	
C.2400	Dog, Driving, Rear		1	
C.2445	Hub, Fan		1	
C.3870	WATER PUMP, COMPLETE		1	Fitted from Eng. No. W.1051 to W.1900
C.4481	WATER PUMP, COMPLETE		1	Fitted from Eng. No. W.1901 to W.2669
C.2457	Body only	A.132	1	Fitted from Eng. No. W.1051 to W.1900
C.4025	Body only		1	Fitted from Eng. No. W.1901 to W.2669
C.2357	Greaser, Hydraulic, on Pump Body	A.133	1	
C.2303	Gasket, between Pump and Cylinder Block	A.134	1	
C.2459	Spindle	A.135	1	
C.468	Bush for Spindle	A.136	1	
C.4811	Seal on Spindle	A.137	1	
C.705	Bearing, Ball, Front (Hoffman S.9)	A.138	1	

CYLINDER BLOCK

Part No.	Description.	Plate No.	No. per Unit.	Remarks.
WATER PUMP, COMPLETE (continued)				
C.2402	Collar for Front Bearing	A.139	1	
C.2403	Circlip, on Pump Body, retaining Front Bearing	A.140	1	
C.706	Bearing, Ball, Rear (Hoffman S.10)	A.141	1	
C.2404	Circlip, in Fan Hub, retaining Rear Bearing	A.142	1	
C.2406	Washer (Felt) Front	A.143	1	
C.2405	Disc for Front Washer	A.144	1	
C.389	Washer (Felt) Rear	A.145	1	
C.2450	Disc for Rear Washer	A.146	1	
C.2458	Impellor	A.147	1	
C.704/1	Pin (Mills) securing Impellor to Spindle	A.148	1	
C.2399	Dog, Driving	A.149	1	
C.2398	Circlip, around Fan Hub, securing Driving Dog	A.150	1	
C.704/1	Pin (Mills) securing Driving Dog to Spindle	A.151	1	
C.2445	Hub, Fan	A.152	1	Fitted from Eng. No. W.1001 to W.5464.
C.4946	WATER PUMP, COMPLETE		1	Fitted from Eng. No. W.2670 to W.5464
C.4938	Body only		1	
C.799	Plug		1	
C.2296/1	Washer (Copper) for Plug		1	
	All other items as for Pump C.4481.			
C.6746	WATER PUMP, COMPLETE		1	Fitted to Eng. No. W.5465 and subs.
C.4938	Body only		1	
C.7674	Impellor		1	
	All other items as for Pump C.4481, except C.2445 Fan Hub, which is not required.			
C.1505	Banjo for Water Pump Connection		1	
C.1506	Bolt for Banjo		1	
C.2296/1	Washer (Copper) at each side of Banjo		2	
C.2231	FAN FOR WATER PUMP	A.153	1	Fitted from Eng. No. W.1001 to W.5464
C.3044	Nipple, Grease, on Fan (Tec. NA.5701)	A.154	1	
C.2447	Washer, Tab, under Grease Nipple	A.155	1	
C.6747	FAN ASSEMBLY FOR WATER PUMP		1	Fitted to Eng. No. W.5465 and subs.
C.5121	Balance-Piece, for Fan		2	
C.2446	PULLEY FOR FAN	A.156	1	Fitted from Eng. No. W.1001 to W.5464
NB.125/16D	Screw, Set, securing Fan and Pulley to Hub		5	
C.739	Washer, Shakeproof, on Setscrews		5	
C.5054	PULLEY FOR FAN (COMPLETE WITH HUB)		1	Fitted to Eng. No. W.5465 and subs.
C.3044	Nipple, Grease, for Fan Pulley (Tec. NA.5701)		1	
NS.131/4D	Screw, Set, securing Fan to Pulley		4	
C.740	Washer, Shakeproof, on Setscrews		4	
C.2240	BELT FOR FAN PULLEY	A.157	1	Fitted from Eng. No. W.1001 to W.5464
C.5056	BELT FOR FAN PULLEY		1	Fitted to Eng. No. W.5465 and subs.

CYLINDER BLOCK

Part No.	Description.	Plate No.	No. per Unit.	Remarks.
C.2408	FRONT ENGINE PLATE	A.158	1	Fitted from Chassis No. 660001 to 660222 670001 to 670716
C.2408/1	FRONT ENGINE PLATE		1	Fitted from Chassis No. 660223 to 660934 669001 to 669002 670717 to 671837 679001 to 679267 679269 to 679270
C.6805	FRONT ENGINE PLATE		1	Fitted from Chassis No. 660935 to 660993 671838 to 672481 679268 only 679271 to 679815
C.6806	Strut, supporting right hand flange of Engine Plate		1	
C.6807	Strut, supporting left hand flange of Engine Plate		1	
NS.143/6D	Screw, Set, securing Struts		2	
NS.143/7D	Screw, Set, securing Struts		2	
NN.543/L	Nut on Setscrews		2	
C.727	Washer, Shakeproof, under Nuts		4	
C.6256	BRACKET FOR R.H. FRONT ENGINE MOUNTING		1	Fitted to Chassis No. 660994 and subs. 669003 and subs. 672482 and subs. 679816 and subs. 667001 and subs. 677001 and subs.
C.6255	BRACKET FOR L.H. FRONT ENGINE MOUNTING		1	
NS.143/6D	Screw, Set, securing Brackets to Engine		6	
C.727	Washer, Shakeproof, on Setscrews		6	
C.428	FRONT ENGINE MOUNTING	A.159	2	Fitted from Chassis No. 660001 to 660993 679001 to 679267 670001 to 672481 679268 to 679815 669001 to 669002 ITEM 1350—FITTED TO R.H. DRIVE CARS ONLY
FN.105/L	Nut, securing Engine to Mounting Studs	A.160	4	
FG.105/X	Washer, Spring, under Nuts	A.161	4	
1350	Piece, Packing, under Front Engine Mounting	A.162	2	
C.4303	FRONT ENGINE MOUNTING		2	
NS.150/7D	Screw, Set, securing Mounting to Bracket on Engine		2	Fitted to Chassis No. 660994 and subs. 669003 and subs. 672482 and subs. 679816 and subs.
FW.108/T	Washer, Plain, on Setscrews		2	
C.793	Washer, Special, on Setscrews		2	
FG.108/X	Washer, Spring, on Setscrews		2	
NB.131/8D	Screw, Set, securing Mountings to Chassis Frame		4	
NN.131/L	Nut on Setscrews		4	
C.725	Washer, Shakeproof, under Nuts		4	
C.6790	Piece, Packing, under Front Engine Mounting (FOR R.H. DRIVE FIXED HEAD AND DROP HEAD COUPE MODELS ONLY)		4	
C.478	REAR ENGINE MOUNTING	A.163	1	
NB.137/10D	Bolt, securing Mounting to Chassis Frame		4	
NN.137/L	Nut on Bolts		4	
FG.106/X	Washer, Spring, under Nuts		4	
C.4304	REAR ENGINE MOUNTING		2	Fitted to Chassis No. 660994 and subs. 672482 and subs. 669003 and subs. 679816 and subs. 667001 and subs. 677001 and subs.
C.5805	Bracket Assy. for Rear Engine Mountings		1	
NN.137/L	Nut, securing Mountings		4	
FG.106/X	Washer, Spring, under Nuts		4	
C.4308	Carrier-Bracket for Rear Mountings		1	
C.4476	Shield over Rear Mountings		1	
C.2192	Bracket for attachment of Dynamo		1	Fitted from Chassis No. 660994 and subs. 672482 and subs. 669003 and subs. 679816 and subs. 667001 and subs. 677001 and subs.
NS.137/6D	Screw, Set, securing Bracket to Cylinder Block		3	
FG.106/X	Washer, Spring on Setscrews		3	
NB.131/8D	Bolt, securing Dynamo to Bracket		2	
NN.131/L	Nut on Bolts		2	
FG.106/X	Washer, Spring, under Nuts		2	

CYLINDER BLOCK

Part No.	Description.	Plate No.	No. per Unit.	Remarks.
C.2341	TORQUE ARM, L.H., SUPPORTING ENGINE AT REAR (FITTED TO R.H. DRIVE CARS ONLY)		1	Fitted from Eng. No. W.1001 to W1010
C.2343	TORQUE ARM, R.H., SUPPORTING ENGINE AT REAR (FITTED TO L.H. DRIVE CARS ONLY)		1	
C.2370	TORQUE ARM, L.H., SUPPORTING ENGINE AT REAR (FITTED TO R.H. DRIVE CARS ONLY)	A.164	1	Fitted to Eng. No. W1011 and subs.
C.2371	TORQUE ARM, R.H., SUPPORTING ENGINE AT REAR (FITTED TO L.H. DRIVE CARS ONLY)		1	
NB.131/9D	Bolt, securing Torque Arm to Cylinder Block		2	
NN.131/L	Nut on Bolts		2	
FG.105/X	Washer, Spring, under Nuts		2	
NB.137/23D	Bolt, securing Torque Arm to Cylinder Block		2	
NN.137/L	Nut on Bolts		2	
FG.106/X	Washer, Spring, under Nuts		2	
C.407	ENGINE DAMPER (STABILIZER)		1	
C.3486	Plate, Tapping, for Engine Damper Mounting		1	Fitted from Chassis No. 670001 to 670010
C.3856	Piece, Distance, for Engine Damper		1	
NB.150/22D	Bolt, securing Torque Arm to Damper		1	Fitted to Chassis No. 660001 and subs.
C.792	Washer, between Torque Arm and Damper		1	
FG.108/X	Washer, Spring, on Bolt		1	Fitted to Chassis No. 670011 and subs.
NS.131/5D	Screw, Set, securing Damper to Chassis Frame		2	
FG.105/X	Washer, Spring, on Setscrews		2	Fitted to Chassis No. 679001 and subs.
C.3489	Bracket, on Frame, mounting Engine Damper		1	
C.3491	Piece, Distance, for Engine Damper		1	Fitted to Chassis No. 669001 and subs.
NB.150/16D	Bolt, securing Torque Arm to Damper		1	
C.792	Washer, between Torque Arm and Damper		1	
FG.108/X	Washer, Spring, on Bolt		1	
NS.131/5D	Screw, Set, securing Damper to Bracket		2	
C.3116/2	Nut on Setscrews		2	
FG.105/X	Washer, Spring, under Nuts		2	
C.7907	Piece, Distance, for Engine Damper		1	
Assy. 211	GASKETS PACKAGE FOR COMPLETE ENGINE OVERHAUL		1 set	For use with the following Engines W.1001 to 1880, 1882 to 2255, 2257 to 2325, 2327 to 2330, 2333, 2339, 2340, 2342, 2344, 2346, 2347, 2361, 2362, 2368, 2380, 2382, 2402, 2411, 2412, 2475, 2480, 2483
Assy. 213	GASKETS PACKAGE FOR COMPLETE ENGINE OVERHAUL		1 set	For use with the following Engines W.1881, 2256, 2326, 2331, 2332, 2334 to 2338, 2341, 2343, 2345, 2348 to 2360, 2363 to 2367, 2369 to 2379, 2381, 2383 to 2401, 2403 to 2410, 2413 to 2474, 2476 to 2479, 2481, 2482, 2484 and subs.

CYLINDER HEAD & ACCESSORIES

Part No.	Description.	Plate No.	No. per Unit.	Remarks.
C.2242	CYLINDER HEAD	B.1	1	Fitted to the following Engines W.1001 to 1880, 1882 to 2255, 2257 to 2325, 2327 to 2330, 2333, 2339, 2340, 2342, 2344, 2346, 2347, 2361, 2362, 2368, 2380, 2382, 2402, 2411, 2412, 2475, 2480, 2483
C.2242/1	CYLINDER HEAD	B.1	1	Fitted to the following Engines W.1881, 2256, 2326, 2331, 2332, 2334 to 2338, 2341, 2343, 2345, 2348 to 2360, 2363 to 2367, 2369 to 2379, 2381, 2383 to 2401, 2403 to 2410, 2413 to 2474, 2476 to 2479, 2481, 2482, 2484 to 4690
C.6733	CYLINDER HEAD		1	Fitted to Eng. No. W.4691 and subs.
C.2250	Gasket, between Head and Block	B.2	1	Fitted from Eng. No. W.1001 to W.1342 W.7207 to W.8130
C.3335	Gasket, between Head and Block	B.2	1	Fitted from Eng. No. W.1343 to W.7206
C.7861	Gasket, between Head and Block		1	Fitted to Eng. No. W.8131 and subs.
C.2189	Stud, on underside front end of Head	B.3	4	
NN.131/L	Nut on Studs	B.4	4	
FG.105/X	Washer, Spring, under Nuts	B.5	4	
C.2325	Stud, on Head, for Exhaust Manifolds	B.6	16	
NN.131/Q	Nut on Studs	B.7	16	
FG.105/X	Washer, Spring, under Nuts	B.8	16	
C.11766	Stud for Inlet Manifold		2	
C.11762	Stud, Long, for Inlet Manifold	B.9	1	
C.11763	Stud, Short, for Inlet Manifold	B.10	6	
C.11764	Stud, Medium, for Inlet Manifold	B.11	8	Fitted from Eng. No. W.1001 to W.6918
C.11768	Stud, Inlet Manifold, for attachment of Carburettors		8	Fitted to Eng. No. W.6919 and subs.
C.2441/2	Nut, for Inlet Manifold Studs	B.12	19	
FG.105/X	Washer, Spring, under Nuts	B.13	19	
C.2328	Nut, Dome, securing Cylinder Head to Block	B.14	14	
C.2385	Washer 'D' under Cylinder Head Dome Nuts	B.15	14	
C.2312	Ring, Seal, rear end, between Head and Cam Covers	B.16	2	
C.2157	Plug, Core (Headed) on top of Cylinder Head	B.17	3	
C.2296/2	Washer (Copper) under Headed Core Plug	B.18	3	
C.317	Plug, Core, for Exhaust face of Cylinder Head	B.19	2	
C.6726	Stud, securing Camshaft Covers		4	Fitted from Eng. No. W.4691 to W.5652
C.6727	Stud, securing Camshaft Covers		2	Fitted to Eng. No. W.5653 and subs.
C.6727/1	Stud, securing Camshaft Covers		6	
VALVES				
C.2246	Valve, Inlet	B.20	6	Fitted from Eng. No. W.1001 to W.9999 F.1001 to F.2364
C.2247	Valve, Exhaust	B.21	6	Fitted from Eng. No. W.1001 to W.9999 F.1001 to F.2382
C.8248	Valve, Inlet		6	Fitted to Eng. No. F.2365 and subs.
C.8313	Valve, Exhaust		6	Fitted to Eng. No. F.2383 and subs.
C.7258	Insert for Inlet Valves	B.22	6	
C.7259	Insert for Exhaust Valves	B.23	6	
C.7260	Guide for Inlet Valves	B.24	6	
C.7261	Guide for Exhaust Valves	B.25	6	Fitted from Eng. No. W.1001 to W.9999 F.1001 to F.2420
C.8312	Guide for Exhaust Valves		6	Fitted to Eng. No. F.2421 and subs.
C.7137	Spring, Inner	B.26	12	
C.7136	Spring, Outer	B.27	12	
C.2181	Seat for Springs	B.28	12	
C.2159	Collar at top of Valve Stems	B.29	12	
C.430	Cotter	B.30	12	
C.7262	Guide for Tappets	B.31	12	
C.7213	Tappet	B.32	12	
C.2243/A	Pad, Adjusting (.085" thick)	B.33	12	NOTE: Select the Pad of the desired thickness
C.2243/B	Pad, Adjusting (.086" thick)	B.33	12	
C.2243/C	Pad, Adjusting (.087" thick)	B.33	12	
C.2243/D	Pad, Adjusting (.088" thick)	B.33	12	
C.2243/E	Pad, Adjusting (.089" thick)	B.33	12	
C.2243/F	Pad, Adjusting (.090" thick)	B.33	12	
C.2243/G	Pad, Adjusting (.091" thick)	B.33	12	
C.2243/H	Pad, Adjusting (.092" thick)	B.33	12	
C.2243/I	Pad, Adjusting (.093" thick)	B.33	12	
C.2243/J	Pad, Adjusting (.094" thick)	B.33	12	
C.2243/K	Pad, Adjusting (.095" thick)	B.33	12	
C.2243/L	Pad, Adjusting (.096" thick)	B.33	12	

CYLINDER HEAD & ACCESSORIES

Part No.	Description.	Plate No.	No. per Unit.	Remarks.
C.2243/M	Pad, Adjusting (.097" thick)	B.33	12	NOTE: Select the Pad of the desired thickness
C.2243/N	Pad, Adjusting (.098" thick)	B.33	12	
C.2243/O	Pad, Adjusting (.099" thick)	B.33	12	
C.2243/P	Pad, Adjusting (.100" thick)	B.33	12	
C.2243/Q	Pad, Adjusting (.101" thick)	B.33	12	
C.2243/R	Pad, Adjusting (.102" thick)	B.33	12	
C.2243/S	Pad, Adjusting (.103" thick)	B.33	12	
C.2243/T	Pad, Adjusting (.104" thick)	B.33	12	
C.2243/U	Pad, Adjusting (.105" thick)	B.33	12	
C.2243/V	Pad, Adjusting (.106" thick)	B.33	12	
C.2243/W	Pad, Adjusting (.107" thick)	B.33	12	
C.2243/X	Pad, Adjusting (.108" thick)	B.33	12	
C.2243/Y	Pad, Adjusting (.109" thick)	B.33	12	
C.2243/Z	Pad, Adjusting (.110" thick)	B.33	12	
C.2237	CAMSHAFT, EXHAUST	B.34	1	
C.2444	CAMSHAFT, INLET	B.35	1	
C.5717	CAMSHAFT, INLET ($\frac{3}{8}$ " LIFT)		1	SUPPLIED TO SPECIAL ORDER ONLY
C.5718	CAMSHAFT, EXHAUST ($\frac{3}{8}$ " LIFT)		1	
C.2288	Bearing for Camshafts	B.36	16 halves	
C.2326	Stud, in Head, securing Camshaft Bearing Caps and Covers	B.37	16	
C.2373	Dowel, Ring, for Studs		16	
C.2323	Washer 'D' on top of Bearing Caps	B.38	16	
NN.131/L	Nut, securing Bearing Caps	B.39	16	
FG.105/X	Washer, Spring, under Nuts		16	
C.2217	COVER FOR CAMSHAFT, R.H.	B.40	1	Fitted to the following Engines W.1001 to 1880, 1882 to 2255, 2257 to 2325, 2327 to 2330, 2333, 2339, 2340, 2342, 2344, 2346, 2347, 2361, 2362, 2368, 2380, 2382, 2402, 2411, 2412, 2475, 2480, 2483
C.2218	COVER FOR CAMSHAFT, L.H.	B.41	1	
C.2196	Gasket, between Covers and Head	B.42	2	
C.2217/1	COVER FOR CAMSHAFT, R.H.		1	Fitted to the following Engines W.1881, 2256, 2326, 2331, 2332, 2334 to 2338, 2341, 2343, 2345, 2348 to 2360, 2363 to 2367, 2369 to 2379, 2381, 2383 to 2401, 2403 to 2410, 2413 to 2474, 2476 to 2479, 2481, 2482, 2484 to 4690
C.2218/1	COVER FOR CAMSHAFT, L.H.		1	
C.2196/1	Gasket, between Covers and Head		2	
C.6722	COVER FOR CAMSHAFT, R.H.		1	Fitted from Eng. No. W.4691 to W.5652
C.6723	COVER FOR CAMSHAFT, L.H.		1	
C.6735	Gasket, between Covers and Head		2	
C.7185	COVER FOR CAMSHAFT, R.H.		1	Fitted to Eng. No. W.5653 and subs.
C.7186	COVER FOR CAMSHAFT, L.H.		1	
C.6735	Gasket, between Covers and Head		2	
C.2327	Nut, Dome, securing Covers	B.43	16	22 required for Eng. No. W.4691 and subs.
FW.104/E	Washer (Copper) under Dome Nuts	B.44	16	
C.1022	Cap, Filler, on L.H. Camshaft Cover	B.45	1	
C.419	Washer, Jointing, on Filler Cap	B.46	1	

CYLINDER HEAD & ACCESSORIES

Part No.	Description.	Plate No.	No. per Unit.	Remarks.
C.2153	REV. COUNTER ADAPTER	B.47	1	SUPERSEDED BY C.2153/1
C.2153/1	REV. COUNTER ADAPTER		1	SUPERSEDES C.2153
C.2289	Gasket for Rev. Counter Adapter	B.48	1	
CS.125/5D	Screw, Set, securing Adapter	B.49	2	
FW.104/E	Washer (Copper) on Setscrews	B.50	2	
C.2176	Shaft for Rev. Counter Adapter	B.51	1	
C.2428	Seal, Oil, on Shaft	B.52	1	
C.2324	Thrower, Oil, on Shaft	B.53	1	
C.2154	FLANGED SEALING PLUG	B.54	1	SUPERSEDED BY C.2154/1
C.2154/1	FLANGED SEALING PLUG		1	SUPERSEDES C.2154
C.2289	Gasket for Sealing Plug	B.55	1	
C.7134/2	Screw, Set, securing Sealing Plug	B.56	2	
FW.104/E	Washer (Copper) on Setscrews	B.57	2	
C.2389	FRONT COVER AND BREATHER HOUSING	B.58	1	
C.2391	Pipe for Breather	B.59	1	
C.2390	Baffle, behind front Cover	B.60	1	
C.2227	Gasket, front and rear of Baffle	B.61	2	
C.2345	Stud, in Cylinder Head, for Front Cover	B.62	4	
C.2327	Nut, Dome, securing Front Cover	B.63	4	
FG.104/X	Washer, Spring, under Dome Nuts	B.64	4	
C.2485	FLEXIBLE BREATHER PIPE FOR FRONT COVER	B.65	1	Fitted from Chassis No. 660001 to 660227 670001 to 670774
C.2905/3	Clip (Cheney 1A) securing Flexible Pipe to Tube in Front Cover	B.66	1	
C.2442	Clip Assembly, securing Flexible Pipe to Chassis Frame	B.67	1	
C.2485/1	FLEXIBLE BREATHER PIPE FOR FRONT COVER		1	Fitted to Chassis No. 660228 and subs. 670775 and subs.
C.2905/3	Clip (Cheney 1A) securing Flexible Pipe to Tube in Front Cover		1	
C.4728	Clip Assembly, securing Flexible Pipe to Chassis Frame		1	
NS.319/5H	Screw, Set (Cheese Head) securing Clip Assembly to Flexible Pipe	B.68	1	
NN.119/L	Nut on Setscrew	B.69	1	
NS.131/4F	Screw, Set, in Clip Assembly, securing Flexible Pipe to Chassis Frame	B.70	1	
NN.131/L	Nut on Setscrew	B.71	1	
C.725	Washer, Shakeproof, under Nut	B.72	1	

CYLINDER HEAD & ACCESSORIES

Part No.	Description.	Plate No.	No. per Unit.	Remarks.
C.2333	OIL PIPE FROM CYLINDER BLOCK TO HEAD	B.73	1	Fitted from Eng. No. W.1001 to W.4019
C.2353	Union, securing Oil Pipe to Head and Block	B.74	3	
C.2296/4	Washer (Copper) on Union Screws	B.75	6	
C.5849	OIL PIPE FROM CYLINDER BLOCK TO HEAD		1	Fitted to Eng. No. W.4020 and subs.
C.5846	Union, securing Oil Pipe to Head and Block		3	
C.4146	Washer (Copper) on Union Screws		6	
C.2213	EXHAUST MANIFOLD, FRONT	B.76	1	
C.2214	EXHAUST MANIFOLD, REAR	B.77	1	
C.2369	Stud, in Manifold Flanges, for attachment of Exhaust Pipes	B.78	8	
C.2318	Gasket for Exhaust Manifolds	B.79	2	
C.495	Gasket for Outlet Flanges	B.80	2	
NN.137/Q	Nut, securing Exhaust Pipes to Manifolds	B.81	8	
FG.106/X	Washer, Spring, under Nuts	B.82	8	
C.2377	INLET MANIFOLD	B.83	1	SUPERSEDED BY C.4953
C.4953	INLET MANIFOLD		1	SUPERSEDES C.2377
C.2382	Stud, in Manifold, for attachment of Water Outlet Elbow	B.84	1	Fitted from Eng. No. W.1001 to W.1250
C.11760	Stud, in Manifold, for attachment of Water Outlet Elbow		1	Fitted to Eng. No. W.1251 and subs.
C.11765	Stud, in Manifold, for attachment of Water Outlet Elbow		1	
C.2251	Gasket, for Inlet Manifold	B.85	1	Fitted from Eng. No. W.1001 to W.1195
C.4008	Gasket, for Inlet Manifold	B.85	1	Fitted to Eng. No. W.1196 and subs.
C.799	Plug, in Inlet Manifold	B.86	4	
C.2296/1	Washer (Copper) on Plugs	B.87	4	
C.2378	WATER OUTLET ELBOW		1	Fitted from Eng. No. W.1001 to W.1250
C.2449	WATER OUTLET ELBOW	B.88	1	Fitted to Eng. No. W.1251 and subs.
C.2380	Gasket, for Water Outlet Elbow	B.89	1	
C.2379	FLANGE FOR STARTING PIPE	B.90	1	
C.2381	Gasket, for Starting Pipe Flange	B.91	1	
C.2383	Stud, for Starting Pipe Flange	B.92	4	
C.4202/1	Nut on Studs	B.93	4	
FG.104/X	Washer, Spring, under Nuts	B.94	4	

CYLINDER HEAD & ACCESSORIES

Part No.	Description.	Plate No.	No. per Unit.	Remarks.
C.2388	STARTING PIPE	B.95	1	
C.2387	Bolt, Banjo, securing Pipe to Flange	B.96	1	
C.2296/5	Washer (Copper) at each side of Banjo	B.97	2	
C.4204	ANTI - BLOW - BACK VALVE IN STARTING PIPE BANJO BOLT		1	} Fitted to Eng. No. W.2449 and subs.
C.4205	Spring for Anti-Blow-Back Valve		1	
C.168	THERMOSTAT ON OUTLET ELBOW	B.98	1	Fitted from Eng. No. W.1001 to W.1250
CS.419/3H	Screw, Set, securing Thermostat to Manifold	B.99	2	
C.723	Washer, Shakeproof, on Setscrews	B.100	2	
C.2474	THERMOSTAT ON OUTLET ELBOW		1	Fitted to Eng. No. W.1251 and subs.
C.2475	Gasket for Thermostat		1	
C.7134/1	Screw, Set, securing Thermostat to Manifold		3	
C.723/A	Washer, Shakeproof, on Setscrews		3	
C.4380	SPARKING PLUG (CHAMPION L.105)		6	FOR 7:1 COMPRESSION RATIO ENGINES
C.6754	SPARKING PLUG (CHAMPION L.115)	B.101	6	FOR 8:1 COMPRESSION RATIO ENGINES OR FOR 7:1 COMPRESSION RATIO ENGINES WHEN USED FOR RACING PURPOSES
C.6742	SPARKING PLUG (CHAMPION NA.10)		6	FOR 8:1 COMPRESSION RATIO ENGINES WHEN USED FOR RACING PURPOSES
C.6741	SPARKING PLUG (CHAMPION NA.12)		6	FOR 9:1 COMPRESSION RATIO ENGINES
HIGH TENSION LEADS				
C.2431	Lead H.T. No. 1	B.102	1	} Fitted from Eng. No. W.1001 to W.6696
C.2432	Lead H.T. No. 2	B.103	1	
C.2433	Lead H.T. No. 3	B.104	1	
C.2434	Lead H.T. No. 4	B.105	1	
C.2435	Lead H.T. No. 5	B.106	1	
C.2436	Lead H.T. No. 6	B.107	1	
C.2437	Lead H.T. to Coil	B.108	1	
C.1575	TERMINAL FOR SPARKING PLUG LEADS	B.109	6	Fitted from Eng. No. W.1001 to W.6372
C.5479	TERMINAL FOR SPARKING PLUG LEADS		6	Fitted to Eng. No. W.6373 and subs.
C.2451	CONDUIT FOR H.T. LEADS	B.110	1	
C.2454	CLIP FOR H.T. LEADS	B.111	2	Fitted from Eng. No. W.1001 to W.6696

CYLINDER HEAD & ACCESSORIES

Part No.	Description.	Plate No.	No. per Unit.	Remarks.
3204	GROMMET, IN CLIP, FOR H.T. LEADS	B.112	2	Fitted from Eng. No. W.1001 to W.6696
NB.137/12D	Bolt, mounting Starter Motor		2	
NN.137/L	Nut on Bolts		2	
FG.106/X	Washer, Spring, under Nuts		2	
HIGH TENSION LEADS				
C.4976	Lead, H.T. No. 1		1	Fitted to Eng. No. W.6697 and subs.
C.4977	Lead, H.T. No. 2		1	
C.4978	Lead, H.T. No. 3		1	
C.4979	Lead, H.T. No. 4		1	
C.4980	Lead, H.T. No. 5		1	
C.4981	Lead, H.T. No. 6		1	
C.2437	Lead, H.T. to Coil		1	
C.4982	CLIP FOR H.T. LEADS		1	Fitted to Eng. No. W.6697 and subs.
C.4983	SPACER (THICK) FOR H.T. LEADS		2	Fitted to Eng. No. W.6697 and subs.
C.4984	SPACER (THIN) FOR H.T. LEADS		3	
Assy. 311	GASKETS PACKAGE FOR DECARBONISING ENGINE		1 set	For use with the following Engines W.1001 to 1880, 1882 to 2255, 2257 to 2325, 2327 to 2330, 2333, 2339, 2340, 2342, 2344, 2346, 2347, 2361, 2362, 2368, 2380, 2382, 2402, 2411, 2412, 2475, 2480, 2483
Assy. 313	GASKETS PACKAGE FOR DECARBONISING ENGINE		1 set	For use with the following Engines W.1881, 2256, 2326, 2331, 2332, 2334, to 2338, 2341, 2343, 2345, 2348 to 2360, 2363 to 2367, 2369 to 2379, 2381, 2383 to 2401, 2403 to 2410, 2413 to 2474, 2476 to 2479, 2481, 2482, 2484 and subs.

TIMING GEAR

Part No.	Description.	Plate No.	No. per Unit.	Remarks.
C.2169	SPROCKET FOR CAMSHAFT	C.1	2	
C.2329	Plate, Adjusting, in Cam Sprockets	C.2	2	
C.2191	Plate, Clamping, in Cam Sprockets	C.3	2	
C.2193	Circlip, retaining Clamping Plates	C.4	2	
C.2178	Pin, Guide, through Clamping Plates	C.5	2	
C.2194	Washer, Star, on Guide Pin	C.6	2	
C.2261	Circlip, securing Guide Pin	C.7	2	
C.2310	Screw, Set, securing Sprocket Assembly to Camshafts	C.8	4	
C.2207	MOUNTING BRACKET, FRONT	C.9	1	Fitted from Eng. No. W.1001 to W.1913
C.4128/1	MOUNTING BRACKET, FRONT		1	Fitted from Eng. No. W.1914 and subs.
C.2208	MOUNTING BRACKET, REAR	C.10	1	Fitted from Eng. No. W.1001 to W.1913
C.4129	MOUNTING BRACKET, REAR		1	Fitted to Eng. No. W.1914 and subs.
C.2182	Stud, in Rear Bracket	C.11	4	
NN.125/L	Nut, on Studs	C.12	4	
C.724	Washer, Shakeproof, under Nuts	C.13	4	
C.7424	Bolt (Long) securing Brackets to Cylinder Block	C.14	4	
C.2166	Bolt (Short) securing Brackets to Cylinder Block	C.15	2	
C.740	Washer, Shakeproof, on Bolts	C.16	6	
C.2188	Pin, Plunger, in Front Bracket, locking Adjusting Plate	C.17	2	
C.2297	Spring in Plungers	C.18	2	Fitted from Eng. No. W.1001 to W.2330
C.4405	Pin, Plunger, in Front Bracket, locking Adjusting Plate		1	Fitted to Eng. No. W.2331 and subs.
C.2297	Spring in Plunger		1	
C.2308	IDLER SPROCKET (21 TEETH)	C.19	1	
C.2319	Bush for Idler Sprocket		1	
C.2177	ECCENTRIC SHAFT THROUGH IDLER SPROCKET	C.20	1	
C.2282	Plug (Screwed) in end of Eccentric Shaft	C.21	1	
C.2275	ADJUSTING PLATE ON ECCENTRIC SHAFT	C.22	1	Fitted from Eng. No. W.1001 to W.2330
C.4404	ADJUSTING PLATE ON ECCENTRIC SHAFT		1	Fitted to Eng. No. W.2331 and subs.
NN.243/L	Nut, securing Adjusting Plate	C.23	1	
C.2280	Washer, locking Nut	C.24	1	
C.2309	INTERMEDIATE SPROCKET (20 TEETH)	C.25	1	
C.2320	Bush for Intermediate Sprocket		1	
C.2307	INTERMEDIATE SPROCKET (28 TEETH)	C.26	1	
C.926	Key, locking Intermediate Sprocket	C.27	1	
C.2161	SHAFT, HOLDING INTERMEDIATE SPROCKETS	C.28	1	
C.2335	Circlip, securing Shaft	C.29	1	

TIMING GEAR

Part No.	Description.	Plate No.	No. per Unit.	Remarks.
C.2256	TIMING CHAIN, TOP	C.30	1	
C.2255	TIMING CHAIN, BOTTOM	C.31	1	
C.2158	GUIDE BRACKET FOR CHAIN TENSIONER	C.32	1	Fitted from Eng. No. W.1001 to W.2213
C.4102	GUIDE BRACKET FOR CHAIN TENSIONER		1	Fitted from Eng. No. W.2214 to W.4051
C.6728	GUIDE BRACKET FOR CHAIN TENSIONER		1	Fitted to Eng. No. W.4052 and subs.
C.2257	OIL SPRAY BRACKET	C.33	1	Fitted from Eng. No. W.1001 to W.3486
C.5143	OIL SPRAY BRACKET		1	Fitted to Eng. No. W.3487 and subs.
C.5144	Ball for Oil Spray Valve		1	
C.5145	Seat for Ball		1	
C.5146	Spring behind Ball		1	
C.2300	Gasket, between Oil Spray Bracket and Cylinder Block	C.34	1	
NS.125/5D C.724	Screw, Set, securing Oil Spray Bracket to Block Washer, Shakeproof, on Setscrews	C.35 C.36	2 2	
C.2156	TIMING CHAIN TENSIONER	C.37	1	Fitted from Eng. No. W.1001 to W.2213
C.4100	TIMING CHAIN TENSIONER		1	Fitted from Eng. No. W.2214 to W.9999 F.1001 to F.2772
C.8245	TIMING CHAIN TENSIONER		1	Fitted to Eng. No. F.2773 and subs.
C.2284	SPRING FOR CHAIN TENSIONER	C.38	1	Fitted from Eng. No. W.1001 to W.2213
C.4101	SPRING FOR CHAIN TENSIONER		1	Fitted to Eng. No. W.2214 and subs.
C.2186	Pin, securing Spring in Tensioner	C.39	1	Fitted from Eng. No. W.1001 to W.4051
C.2179	Pin, securing Spring and Tensioner to Oil Spray Bracket	C.40	1	
C.6729	Retainer Assy., securing Spring in Tensioner		1	Fitted to Eng. No. W.4052 and subs.
C.6732	Pin, securing Spring and Tensioner to Oil Spray Bracket		1	
C.2299	VIBRATION DAMPER FOR LOWER TIMING CHAIN	C.41	1	Fitted from Eng. No. W.1001 to W.1940
C.4103	VIBRATION DAMPER FOR LOWER TIMING CHAIN		1	Fitted from Eng. No. W.1941 to W.5494
C.6819	VIBRATION DAMPER FOR LOWER TIMING CHAIN		1	Fitted to Eng. No. W.5495 and subs.
C.2180	BRACKET MOUNTING VIBRATION DAMPER (LOWER CHAIN)	C.42	1	Fitted from Eng. No. W.1001 to W.1940
NS.325/3H	Screw, Cheese Head, securing Vibration Damper to Bracket	C.43	2	
C.724	Washer, Shakeproof, on Screws	C.44	2	
NS.131/5D	Screw, Set, securing Mounting Bracket	C.45	2	
C.740	Washer, Shakeproof, on Setscrews	C.46	2	

TIMING GEAR

Part No.	Description.	Plate No.	No. per Unit.	Remarks.
C.4104	BRACKET MOUNTING VIBRATION DAMPER (LOWER CHAIN)		1	Fitted from Eng. No. W.1941 to W.5494
C.4705	Rivet, securing Vibration Damper to Bracket		3	
NS.131/5D	Screw, Set, securing Mounting Bracket		2	
C.740	Washer, Shakeproof, on Setscrews		2	
C.6818	BRACKET MOUNTING VIBRATION DAMPER (LOWER CHAIN)		1	Fitted to Eng. No. W.5495 and subs.
C.6820	Rivet, securing Vibration Damper to Bracket		3	
NS.131/5D	Screw, Set, securing Mounting Bracket		2	
C.740	Washer, Shakeproof, on Setscrews		2	
C.4126	DAMPER FOR UPPER TIMING CHAIN		2	Fitted from Eng. No. W.1914 to W.5416
C.6701	DAMPER FOR UPPER TIMING CHAIN		2	Fitted to Eng. No. W.5417 and subs.
C.4127	CARRIER FOR UPPER DAMPERS		2	Fitted to Eng. No. W.1914 and subs.
C.4705	Rivet, securing Upper Dampers to Carriers		4	
C.2238	FRONT TIMING COVER	C.47	1	Fitted from Eng. No. W.1001 to W.1913
C.2238/1	FRONT TIMING COVER		1	Fitted to Eng. No. W.1914 and subs.
C.2195	Gasket, between Timing Cover and Cylinder Block	C.48	2 halves	Fitted from Eng. No. W.1001 to W.1913
C.4466	Gasket, between Timing Cover and Cylinder Block		2 halves	Fitted to Eng. No. W.1914 and subs.
C.4833/1	Piece, Distance, for Timing Cover		1	Fitted from Eng. No. W.3033 to 3493 W.3592 and subs.
C.4833/2	Piece, Distance, for Timing Cover		3	Fitted from Eng. No. W.1001 to W.1913
C.2306	Seal, Oil, between Timing Cover and Oil Sump	C.49	1	One only required for Eng. No. W.1914 and subs.
NB.131/9D	Bolt, securing Timing Cover to Block	C.50	1	
NB.131/14D	Bolt, securing Timing Cover to Block	C.51	2	
NB.131/16D	Bolt, securing Dynamo Adjusting Link and Timing Cover to Block	C.52	1	
NB.131/21D	Bolt, securing Water Pump and Timing Cover to Block	C.53	6	
FG.105/X	Washer, Spring, on Bolts	C.54	10	
C.2184	Stud, in Front Cover, for attachment of Water Pump	C.55	3	
C.2183	Stud, Front Cover to Cylinder Block	C.56	2	
C.2185	Stud, Front Cover to Oil Sump	C.57	4	
NN.131/L	Nut on Studs	C.58	9	
FG.105/X	Washer, Spring, under Nuts	C.59	9	
C.2409	Stud, for attachment of Front Cover and Engine Plate	C.60	3	Fitted from Eng. No. W.1001 to W.1913
C.2410	Stud, for attachment of Front Cover and Engine Plate	C.61	1	
C.4761	Stud, for attachment of Front Cover and Engine Plate		5	Fitted to Eng. No. W.1914 and subs.
NN.137/L	Nut on Studs		5	
C.2286	Link, Adjusting Dynamo	C.62	1	
C.2155	Piece, Distance, behind Adjusting Link	C.63	1	

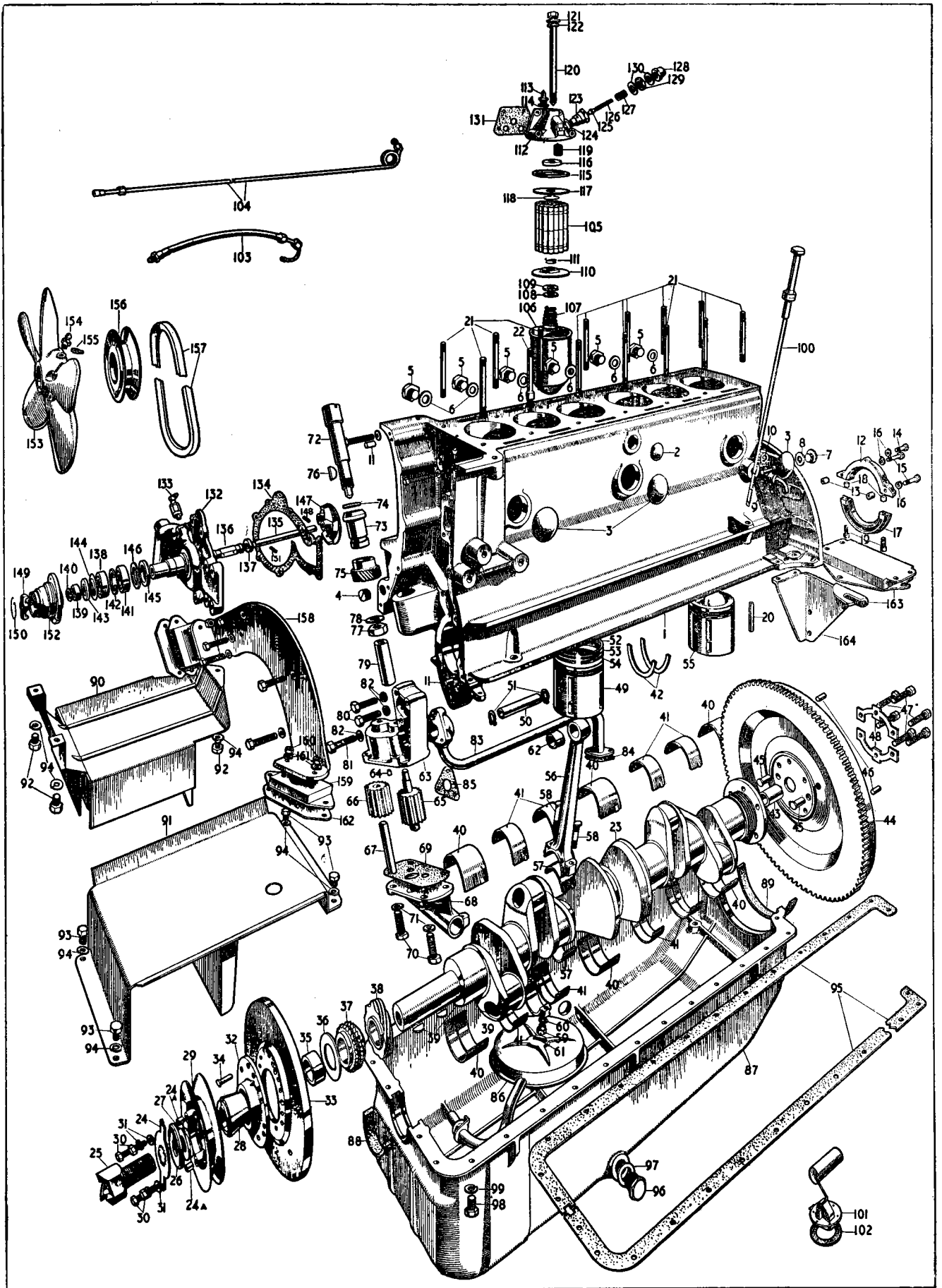


PLATE A.

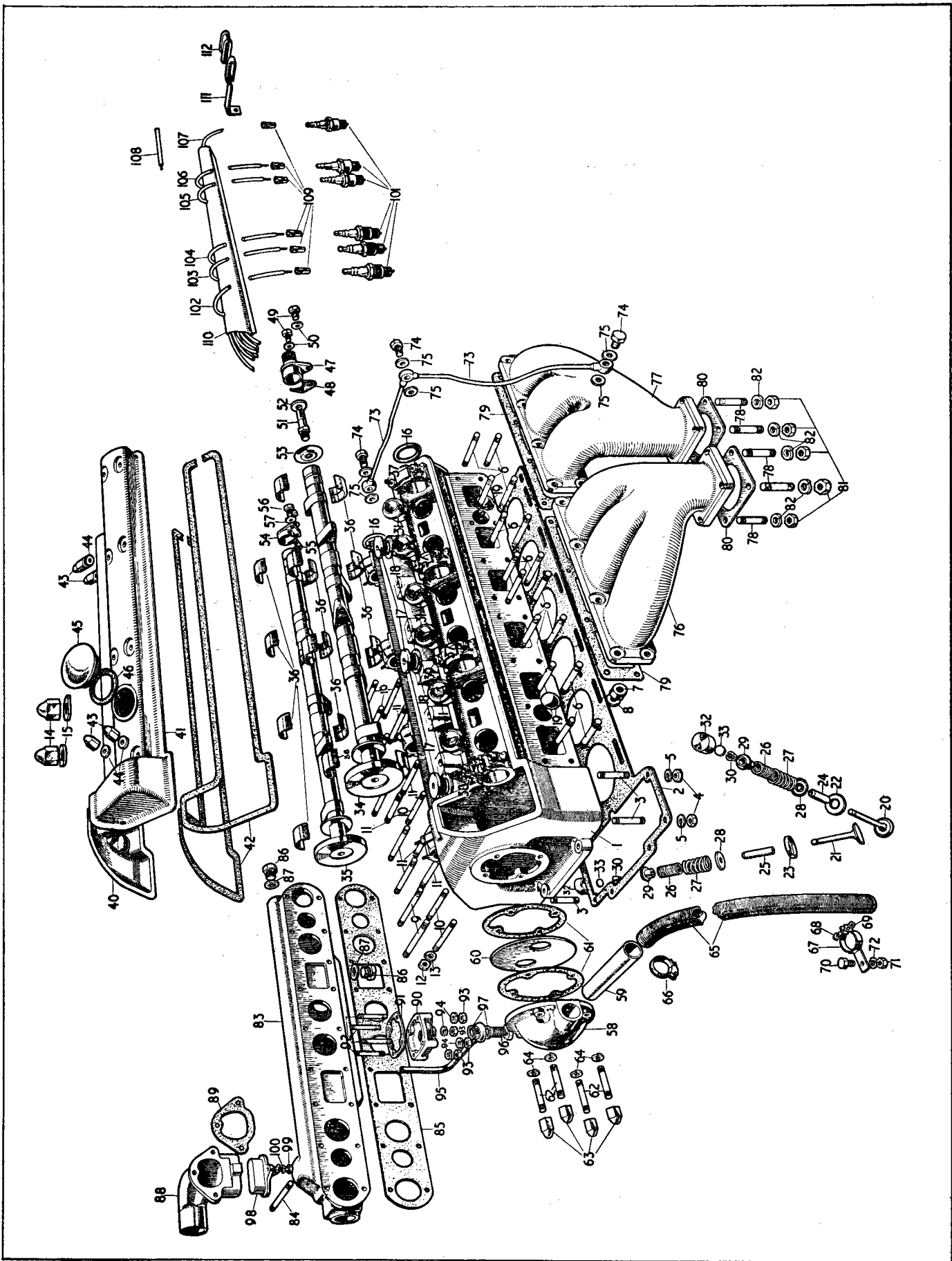


PLATE B.

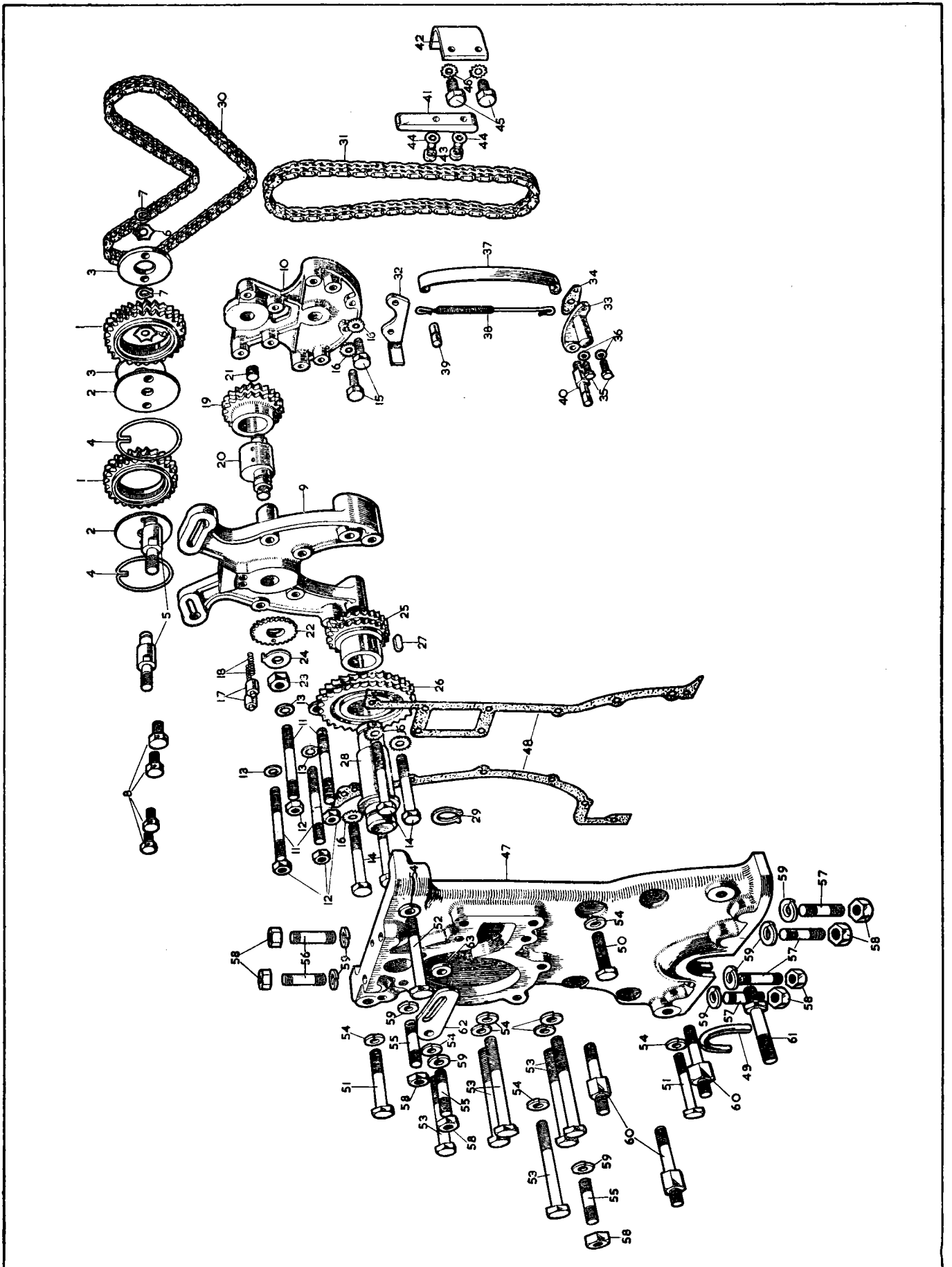


PLATE C.