

CARBURETTER

Part No.	Description.	Plate No.	No. per Unit.	Remarks.
C.2367/A	FRONT CARBURETTER COMPLETE (S.U. H.6)	D.1	1	Fitted to the following Engines W.1001 to W.3449 Also to W.3451 to 3469, 3471 to 3473, 3475 to 3921, 3923 to 3935, 3937 to 3974, 3976 to 3995, 3998, 4000 to 4095
C.2367/B	REAR CARBURETTER COMPLETE (S.U. H.6)	D.2	1	
C.6739	Needle (RF) for 7 : 1 and 8 : 1 Compression Ratio Engines	D.3	2	
C.6740	Needle (RB) for 9 : 1 Compression Ratio Engines	D.3	2	
5684	Screw, Locking Needle (468)	D.4	2	
1730	Disc, on Throttle Spindles (3280)	D.5	2	
1731	Spindle, Throttle, Front Carburetter (3281)	D.6	1	
4765	Spindle, Throttle, Rear Carburetter (4765)	D.7	1	
619	Stop, on Throttle Spindles (199/3)	D.8	2	
5780	Screw, adjusting Throttle Stops (521)	D.9	2	
5682	Spring, locking Adjusting Screws (451)	D.10	2	
1635	Lever on Throttle Spindles (3120/1)	D.11	2	
5803	Bolt, securing Lever to Spindles (694)		2	
5614	Nut on Bolts (156)		2	
5648	Washer, Spring, under Nuts (246)		2	
4669	Body only, Front Carburetter (4669/1)	D.12	1	
4669	Body only, Rear Carburetter (4669)	D.13	1	
4490	Union, Ignition, for Suction Pipe (4490)	D.14	1	
1208	Float-Chamber for Front Carburetter (1208)	D.15	1	
1685	Float-Chamber for Rear Carburetter (3256)	D.16	1	
4761	Lid for Float Chambers (4761)	D.17	2	
1147	Gasket under Lids (1147)	D.18	2	
1867	Nut, Cap, securing Lids (1867)	D.19	2	
1148	Washer (Plain) on Cap Nuts (1148)	D.20	2	
1928	Washer (Serrated) on Cap Nuts (1928)	D.21	2	
698	Bolt, Banjo, securing Feed Pipe to Lids (698)	D.22	2	
141	Washer (Fibre) on Banjo Belts (141)	D.23	4	
1090	Float (1123)	D.24	2	
1088	Needle-and-Seat, controlling Petrol Flow (1121/1859)	D.25	2	
1980	Lever, Hinged, operating Needle (1980)	D.26	2	
1153	Pin, securing Hinged Lever to Lid (1153)	D.27	2	
479	Filter in Lid (139)	D.28	2	
1797	Suction Chamber (complete with Piston) (4092/2B)	D.29	2	
4387	Spring, Return, for Piston (4387)	D.30	2	
3071	Washer, Thrust, at bottom of Return Spring (3071)	D.31	2	
5606	Screw (Long) securing Suction Chambers (145)	D.32	2	
5618	Screw (Short) securing Suction Chambers (175)	D.33	4	
4602	Plunger for Oil Damper, complete (4602)	D.34	2	
141	Washer (Fibre) on Plunger (141)	D.35	2	
1654	Jet and Head Unit (3155/1-7)	D.36	2	
1658	Screw, adjusting Jet and Head Units (3158)	D.37	2	
403	Ring (Brass) sealing Jet (117)	D.38	2	
404	Ring (Cork) sealing Jet (118)	D.39	2	
1806	Washer, Gland (Plastic) for Jet (4474)	D.40	2	
1746	Washer, Gland (Brass) for Jet (3307)	D.41	2	
1684	Spring, Gland, for Jet (3248)	D.42	2	
399	Bearing for Jet (Top Half) (115)	D.43	2	
1656	Bearing for Jet (Bottom Half) (3156)	D.44	2	
5535	Washer (Copper) for Top Bearing (122)	D.45	2	
5536	Washer (Copper) for Bottom Bearing (123)	D.46	2	
397	Screw, securing Jet Assembly in Carburetter Body (113)	D.47	2	
1661	Nut, Cap on bottom Bearing (3160)	D.48	2	
1179	Bolt, securing Front Float Chamber to Body (1541/2)		1	
1672	Bolt, securing Rear Float Chamber to Body (3209)	D.49	1	
4642	Washer (Alum) on Bolts (4642)	D.50	2	
421	Washer (Fibre) on Bolts (130)	D.51	2	
1669	CARBURETTER SOLENOID COMPLETE (3196)	D.52	1	
1671	Plunger and Valve (3204/5)	D.53	1	
1648	Spring, Return, for Plunger and Valve (3146)	D.54	1	
1670	Circlip, Half-Round, securing Solenoid Core in Body (3199)	D.55	1	
1692	Clip (Wire) securing Solenoid to Carburetter (3265)	D.56	2	

CARBURETTER

Part No.	Description.	Plate No.	No. per Unit.	Remarks.
1638	CARBURETTER THERMOSTAT JET (3128)	D.57	1	
1055	Washer (Fibre) on Jet (1055)	D.58	1	
1643	AUXILIARY STARTING NEEDLE (WITH BRIDGE PIECE AND COMPRESSION SPRING) (3134/435/8)	D.59	1	
3127	Spring, Compression (3127)	D.60	1	
1453	Screw, securing Needle (1453)	D.61	2	
1617	Washer, Spring, on Screws (3003)	D.62	2	
3139	Finger, Spring, locating Adjusting Screw on Needle (3139)	D.63	1	
4393	SHAFT, COUPLING FRONT AND REAR CARBURETTERS (4393/3)	D.64	1	
4334	Adapter on Shaft (4334)	D.65	2	
5801	Bolt, securing Adapters to Shaft (669)		4	
673	Nut, on Bolts (673)		4	
5811	Washer, Spring, under Nuts (868)		4	
C.3597	FLEXIBLE COUPLING ON REAR CARBURETTER (S.U.681)	D.66	1	
C.3689	CONNECTING SHAFT BETWEEN FLEXIBLE COUPLING AND BRACKET ON SCUTTLE (S.U.4626)	D.67	1	Fitted from Chassis No. 660001 to 660875 670001 to 671460
C.5856	CONNECTING SHAFT BETWEEN FLEXIBLE COUPLING AND BRACKET ON SCUTTLE (S.U.4626/1)		1	Fitted to Chassis No. 660876 and subs. 671461 and subs.
1635	Lever on Connecting Shaft (3120/1)	D.68	1	
5803	Bolt, securing Lever to Shaft (694)		1	
5614	Nut on Bolt (156)		1	
5648	Washer, Spring, under Nut (246)		1	
5658	Ball-Pin in Lever (306/A)	D.69	1	
310	Spring, Return, for Carburetter Control		1	
C.4475	Gasket, between Carburetter Flanges and Air Cleaners	D.70	2	
C.2368	Gasket, between Carburetter Flanges and Inlet Manifold	AD.67	2	
C.3893	OVERFLOW PIPE FOR FRONT CARBURETTER	D.71	1	
C.3894	OVERFLOW PIPE FOR REAR CARBURETTER	D.72	1	
C.3895	Clip, securing Overflow Pipes at bottom		1	
C.3810	FEED PIPE FROM CARBURETTERS TO FLEXIBLE PIPE	D.73	1	
C.3629	FLEXIBLE PIPE ASSEMBLY	D.74	1	
C.2388	STARTING PIPE	D.75	1	

CARBURETTER

Part No.	Description.	Plate No.	No. per Unit.	Remarks.
C.5185	FRONT CARBURETTER COMPLETE (S.U. H.6)	AD.1	1	Fitted to the following Engines W.4096 and subs. Also to W.3450, W.3470, W.3474, W.3922, W.3936, W.3975, W.3996, W.3997 and W.3999
C.5186	REAR CARBURETTER COMPLETE (S.U. H.6)	AD.2	1	
C.6739	Needle (R.F.) for 7 : 1 and 8 : 1 Compression Ratio Engines	AD.3	2	OPEN 2-SEATER ONLY
C.6740	Needle (R.B.) for 9 : 1 Compression Ratio Engines	AD.3	2	
C.7858	Needle (W.O.2)		2	
				FIXED HEAD AND DROP HEAD MODELS ONLY
5684	Screw, locking Needle (468)	AD.4	2	
1730	Disc on Throttle Spindles (3280)	AD.5	2	
1358	Screw, securing Discs (1358)	AD.6	4	
1731	Spindle, Throttle, Front Carburetter (3281)	AD.7	1	
4765	Spindle, Throttle, Rear Carburetter (4765)		1	
619	Stop on Throttle Spindles (199/3)	AD.8	2	
5780	Screw, adjusting Throttle Stops (521)	AD.9	2	
5682	Spring, locking Adjusting Screws (451)	AD.10	2	
1635	Lever on Throttle Spindles (3120/1)	AD.11	2	
5803	Bolt, securing Levers to Spindles (694)		2	
5614	Nut on Bolts (156)		2	
4847	Washer, Spring, under Nuts (4847)		2	
4669	Body only, Front Carburetter (4669/1)	AD.12	1	
4670	Body only, Rear Carburetter (4669/4)		1	
4490	Union, Ignition, on Front Carburetter (4490)	AD.14	1	
1208	Float-Chamber for Front and Rear Carburetters (1208)	AD.15	2	
4761	Lid for Float Chambers (4761)	AD.16	2	
1147	Gasket under Lids (1147)	AD.17	2	
1867	Nut, Cap securing Lids (1867)	AD.18	2	
1148	Washer, Plain, under Cap Nuts (1148)	AD.19	2	
1928	Washer (Fibre), Serrated, under Cap Nuts (1928)	AD.20	2	
698	Bolt, Banjo, securing Feed Pipe to Lids (698)	AD.21	2	
141	Washer (Fibre), on Banjo Bolts (141)	AD.22	4	
1090	Float (1123)	AD.23	2	
1088	Needle-and-Seat, controlling Petrol Flow (1121/1859)	AD.24	2	
1980	Lever, Hinged, operating Needle (1980)	AD.25	2	
1153	Pin, securing Hinged Lever to Lid (1153)	AD.26	2	
479	Filter, in Lid (139)	AD.27	2	
1797	Suction-Chamber (complete with Piston) (4092/2)	AD.28	2	
4387	Spring, Return, for Piston (4387)	AD.29	2	
3071	Washer, Thrust, at bottom of Return Spring (3071)	AD.30	2	
5618	Screw, securing Suction Chambers (175)	AD.31	6	
4602	Plunger, Oil Damper, complete (4602)	AD.32	2	
141	Washer (Fibre), on Plunger (141)	AD.33	2	
1654	Jet and Head Unit (3155/1-7)	AD.34	2	
1658	Screw, adjusting Jet and Head Units (3158)	AD.35	2	
403	Ring (Brass), sealing Jet (117)	AD.36	2	
404	Ring (Cork), sealing Jet (118)	AD.37	2	
409	Washer, Gland (Cork) for Jet (120)	AD.38	2	
1746	Washer, Gland (Brass) for Jet (3307)	AD.39	2	
1684	Spring, Gland for Jet (3248)	AD.40	2	
1676	Bearing for Jet (Top half) (3230)	AD.41	2	
4656	Bearing for Jet (Bottom half) (4656)	AD.42	2	
5535	Washer (Copper) for Top Bearing (122)	AD.43	2	
1681	Washer (Copper) for Bottom Bearing (3233)	AD.44	2	
1679	Screw, securing Jet Assembly, in Carburetter Body (3232)	AD.45	2	
1661	Nut, Cap, on Bottom Bearing (3160)	AD.46	2	
1660	Washer (Fibre) in Cap Nut (3159)	AD.47	2	
4641	Bolt, securing Front Float Chamber and Thermostat Arm to Carburetter Body (4641)	AD.48	1	
4642	Washer (Copper) under head of Bolt (4642/1)	AD.49	1	
4751	Washer (Fibre) between Thermostat Arm and boss of Float Chamber (4751)	AD.50	1	
421	Washer (Fibre) between boss of Float Chamber and Carburetter Body (130)	AD.51	1	
1180	Bolt, securing Rear Float Chamber to Carburetter Body (1541/3)		1	
4642	Washer (Copper) under head of Bolt (4642/1)		1	
421	Washer (Fibre) between Float Chamber and Body (130)		1	

CARBURETTER

Part No.	Description.	Plate No.	No. per Unit.	Remarks.
4755	BODY FOR THERMOSTAT UNIT ON FRONT CARBURETTER (4755/1)	AD.52	1	
4758	ARM CONNECTING THERMOSTAT BODY TO CARBURETTER (4758)	AD.53	1	
4752	Bolt, securing Arm to Thermostat Body (4752)	AD.54	1	
4753	Washer (Fibre) between Arm and Thermostat Body (4753)	AD.55	1	
4754	Washer (Copper) between head of Bolt and Arm (4754)	AD.56	1	
4740	SOLENOID FOR THERMOSTAT UNIT (4740)	AD.57	1	
4795	Cover (Bakelite) at top of Solenoid (4795)	AD.58	1	
4797	Strap, clamping Solenoid to Body (4797)	AD.59	1	
4790	Screw, in Clamping Strap (4790)	AD.60	1	
4759	JET FOR THERMOSTAT (4759)	AD.61	1	
1643	AUXILIARY STARTING NEEDLE (3134/435/8)	AD.62	1	Fitted from Eng. No. W.1001 to W.5741
1642	AUXILIARY STARTING NEEDLE (3134/425/8)	AD.62	1	Fitted to Eng. No. W.5742 and subs.
3127	Spring for Auxiliary Starting Needle (3127)	AD.63	1	
1453	Screw, securing Needle to Thermostat Body (1453)	AD.64	2	
1617	Washer, Spring, on Screws (3003)	AD.65	2	
3139/1	Finger, Spring, locating Adjusting Nut on Needle (3139/1)	AD.66	1	
4393	SHAFT, COUPLING FRONT AND REAR CARBURETTERS (4393/3)	D.64	1	
4334	Adapter on Shaft (4334)	D.65	2	
5801	Bolt, securing Adapters to Shaft (669)		4	
673	Nut on Bolts (673)		4	
4612	Washer under Nuts (4612)		4	
C.3597	FLEXIBLE COUPLING ON REAR CARBURETTER (S.U. 681)	D.66	1	
1923	Adapter on Flexible Coupling (1923/3)		2	
5803	Bolt, securing Adapters to Couplings (694)		4	
5614	Nut on Bolts (156)		4	
4847	Washer under Nuts (4847)		4	
C.5856	CONNECTING SHAFT BETWEEN FLEXIBLE COUPLING AND BRACKET ON SCUTTLE (S.U. 4626/1)	D.67	1	
1635	Lever on Connecting Shaft (3120/1)	D.68	1	
5803	Bolt, securing Lever to Shaft (694)		1	
5614	Nut on Bolt (156)		1	
5648	Washer, Spring, under Nut (246)		1	
5658	Ball Pin in Lever (306/A)	D.69	1	
310	Spring, Return, for Carburetter Control		1	
C.4475	Gasket, between Carburetter Flanges and Air Cleaners	D.70	2	
C.2368	Gasket, between Carburetter Flanges and Inlet Manifold	AD.67	2	4 required on Eng. No. W.6919 and subs.

CARBURETTER

Part No.	Description.	Plate No.	No. per Unit.	Remarks.
C.3893	OVERFLOW PIPE FOR FRONT CARBURETTER	D.71	1	
C.3894	OVERFLOW PIPE FOR REAR CARBURETTER	D.72	1	
C.3895	Clip, securing Overflow Pipes at bottom		1	
C.3810	FEED PIPE FROM CARBURETTERS TO FLEXIBLE PIPE	D.73	1	
C.3629	FLEXIBLE PIPE ASSEMBLY	D.74	1	
C.2388	STARTING PIPE	D.75	1	
C.7461	INSULATOR (FIBRE) BETWEEN CARBURETTERS AND INLET MANIFOLD		2	Fitted to Eng. No. W.6919 and subs.

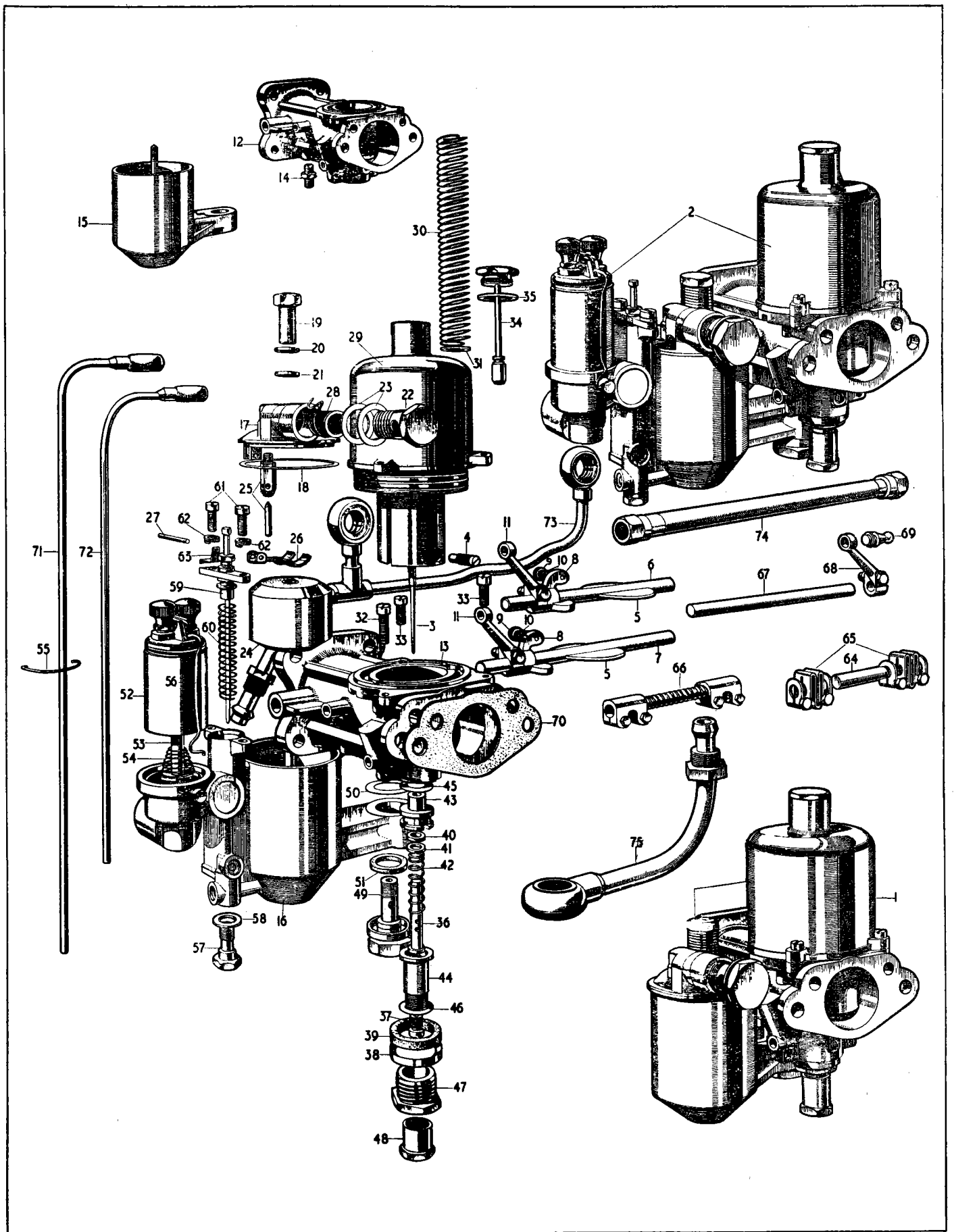


PLATE D.

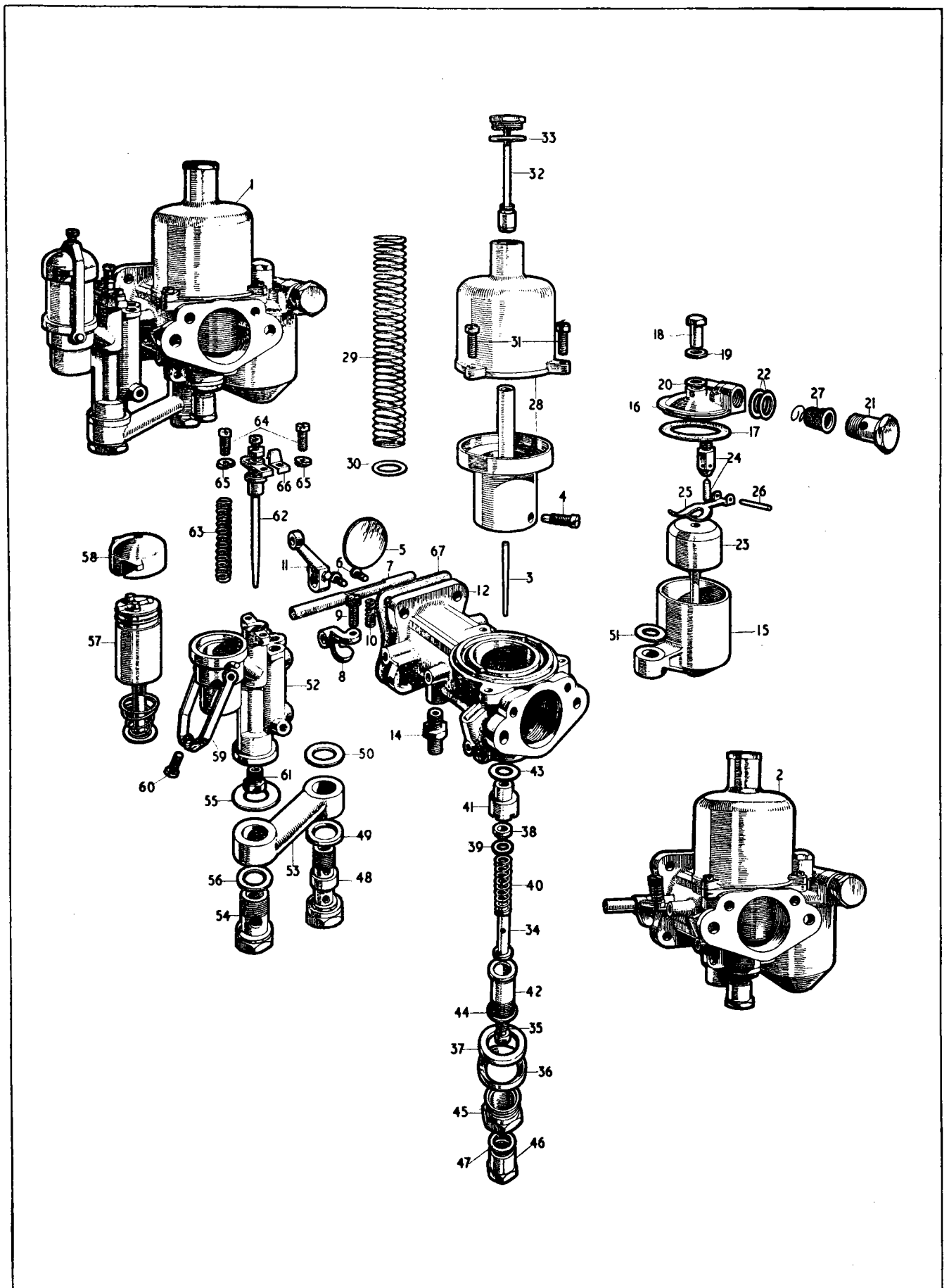


PLATE AD.

AIR CLEANERS

Part No.	Description.	Plate No.	No. per Unit.	Remarks.
THE AIR CLEANERS LISTED BELOW ARE FITTED ONLY TO OPEN 2-SEATER MODELS				
C.4496	AIR CLEANER FOR FRONT CARBURETTER (A.C. SPHINX 1579565)		1	} FOR RIGHT HAND DRIVE CARS ONLY
C.4732	AIR CLEANER FOR REAR CARBURETTER (A.C. SPHINX 1579577)		1	
C.4496	AIR CLEANER FOR FRONT AND REAR CARBURETTERS (A.C. SPHINX 1579565)		2	FOR LEFT HAND DRIVE CARS ONLY
C.4475	Gasket between Air Cleaner and Carburetter Flanges		2	
FS.105/6D	Screw, Set, securing Air Cleaners to Carburetter Flanges		4	
FG.105/X	Washer, Spring, on Setscrews		4	
C.7493	Piece, Distance, for Air Cleaners		2	

AIR CLEANERS

Part No.	Description.	Plate No.	No. per Unit.	Remarks.
THE AIR CLEANER LISTED BELOW (AND ILLUSTRATED ON PLATE W) IS FITTED TO FIXED HEAD AND DROP HEAD COUPE MODELS				
C.5821	AIR CLEANER (A.C. SPHINX 1579048)	W.1	1	
C.5794	ELBOW ASSEMBLY, AT BOTTOM OF WING VALANCE, FOR ATTACHMENT OF AIR CLEANER	W.2	1	
C.5716	Rubber, Sealing, between aperture in Wing Valance and Elbow	W.3	1	
C.826	Clip (Griptite 35), securing Air Cleaner to Elbow	W.4	1	
NS.131/4D	Screw, Set, securing Elbow to Wing Valance		2	
NN.131/L	Nut on Setscrews		2	
C.725	Washer, Shakeproof, under Nuts		2	
C.5709	AIR INTAKE PIPE, BETWEEN ELBOW AND BRANCH	W.5	1	
C.828	Clip (Griptite 45), securing Intake Pipe to Elbow and Branch	W.6	2	
C.5822	Clip, supporting Intake Pipe to Wing Valance	W.7	1	
NS.125/4D	Screw, Set, securing Clip to Wing Valance		2	
NN.125/L	Nut on Setscrews		2	
C.724	Washer, Shakeproof, under Nuts		2	
C.5799	AIR INTAKE BRANCH ASSEMBLY	W.8	1	
NN.131/L	Nut, securing Branch to Wing Valance		4	
C.725	Washer, Shakeproof, under Nuts		4	
C.5713	INTAKE HOSE (LONG) BETWEEN BRANCH AND REAR CARBURETTER	W.9	1	
C.5714	INTAKE HOSE (SHORT) BETWEEN BRANCH AND FRONT CARBURETTER	W.10	1	FITTED TO L.H. DRIVE CARS ONLY
C.6795	INTAKE HOSE (SHORT) BETWEEN BRANCH AND FRONT CARBURETTER	W.10	1	FITTED TO R.H. DRIVE CARS ONLY
C.824	Clip (Griptite 25), securing Hoses to Branch and Carburetter Adapters	W.11	4	
C.5715	Adapter for Carburetter Flanges	W.12	2	
C.4475	Gasket, between Adapters and Carburetter Flanges	W.13	2	
NB.131/8D	Bolt, securing Adapters to Carburetter Flanges		4	
NN.131/L	Nut on Bolts		4	
C.725	Washer, Shakeproof, under Nuts		4	

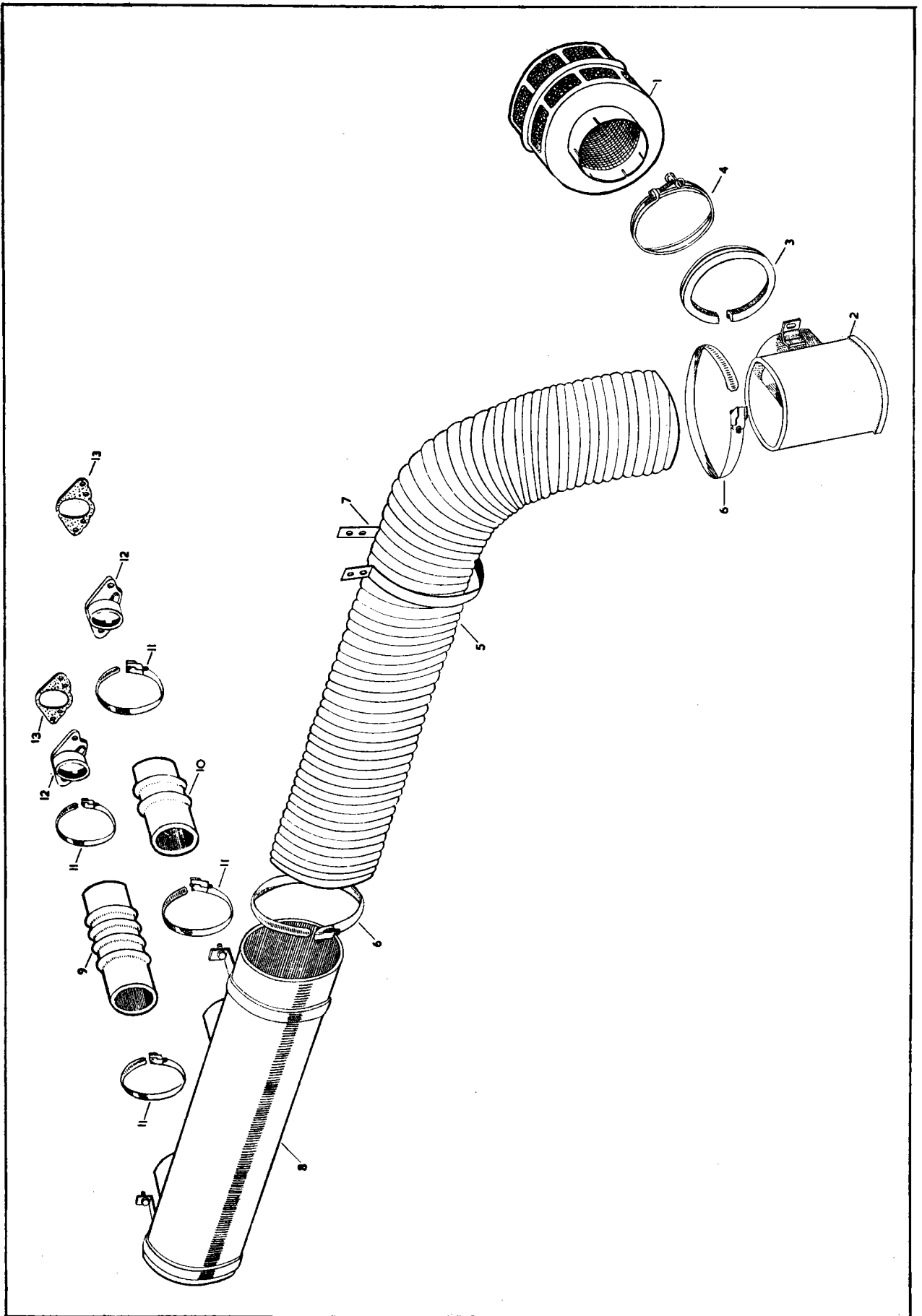


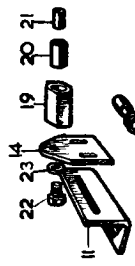
PLATE W.

ACCELERATOR CONTROLS

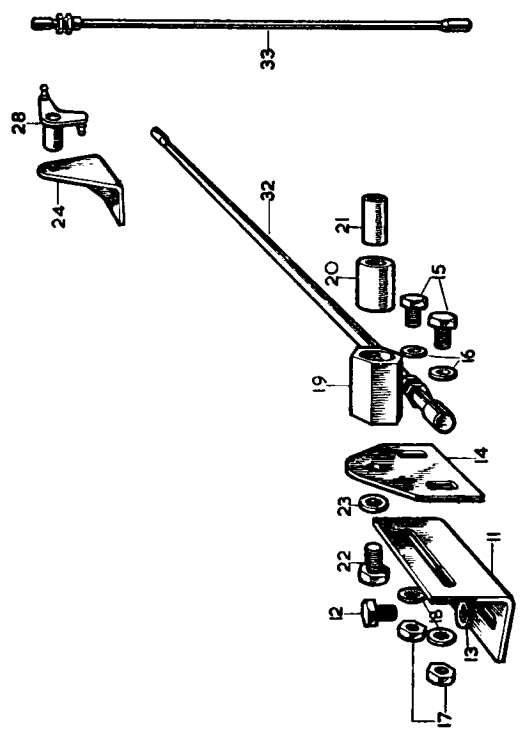
Part No.	Description.	Plate No.	No. per Unit.	Remarks.
C.3700	ACCELERATOR PEDAL ASSEMBLY		1	Fitted from Chassis No. 660001 to 660058 670001 and subs. 670001 and subs. 677001 and subs.
C.3699	Lever only for Accelerator Pedal	E.1	1	
C.3473	Pad (Rubber) on Accelerator Lever	E.2	1	
C.3468	Pin, Fulcrum, securing Accelerator Pedal in Mounting Bracket	E.3	1	
C.3968/1	Nut on Fulcrum Pin	E.4	1	
FW.104/T	Washer, Plain, under Nut	E.5	1	
C.3479	Washer (Felt) at each side of Pedal Boss	E.6	2	
C.3767	Ball-Pin for Accelerator Pedal	E.7	1	
C.3460	Bracket Assembly, mounting Accelerator Pedal on Floorboards	E.8	1	
NS.125/4D	Screw, Set, securing Bracket Assembly to Floorboards	E.9	See	} 4 required for R.H. Drive cars } 2 required for L.H. Drive cars
C.724	Washer, Shakeproof, on Setscrews	E.10	Remarks	
C.4048	ACCELERATOR PEDAL ASSEMBLY		1	Fitted to Chassis No. 660059 and subs.
C.4046	Lever only for Accelerator Pedal		1	
C.3473	Pad (Rubber) on Accelerator Lever		1	
C.3468	Pin, Fulcrum, securing Accelerator Pedal in Mounting Bracket		1	
C.3968/1	Nut on Fulcrum Pin		1	
FW.104/T	Washer, Plain, under Nut		1	
C.3479	Washer (Felt) at each side of Pedal Boss		2	
C.3767	Ball-Pin for Accelerator Pedal		1	
C.3460	Bracket Assembly, mounting Accelerator Pedal on Floorboards		1	
C.6784	ACCELERATOR PEDAL ASSEMBLY		1	} Fitted to Chassis No. 669001 and subs. 667001 and subs.
C.6785	Lever only for Accelerator Pedal		1	
	NOTE.—All other parts for Assembly C.6784 are as for Assembly C.4048			
NS.114/4D	Screw, Set, securing Bracket Assembly to Floorboards		See	} 4 required for R.H. Drive cars } 2 required for L.H. Drive cars
C.724	Washer, Shakeproof, on Setscrews		Remarks	
C.3854	BRACKET, ON SCUTTLE, SUPPORTING ADJUSTABLE BRACKET C.5852	E.11	1	Fitted to Chassis No. 660001 and subs. 670001 and subs.
C.6783	BRACKET, ON SCUTTLE, SUPPORTING ADJUSTABLE BRACKET C.6781		1	Fitted to Chassis No. 669001 and subs. 667001 and subs.
NS.125/4F	Screw, Set, securing Bracket to Scuttle	E.12	2	
C.724	Washer, Shakeproof, on Setscrews	E.13	2	
C.3763	ADJUSTABLE BRACKET	E.14	1	Fitted from Chassis No. 660001 to 660875 670001 to 671460
C.5852	ADJUSTABLE BRACKET ASSEMBLY (COMPRISING BRACKET C.3763 AND SOCKET C.3744)		1	Fitted to Chassis No. 660876 and subs. 671461 and subs.
C.6794	ADJUSTABLE BRACKET ASSEMBLY		1	Fitted to Chassis No. 679001 and subs. 677001 and subs.
C.6781	ADJUSTABLE BRACKET ASSEMBLY		1	Fitted to Chassis No. 669001 and subs. 667001 and subs.

ACCELERATOR CONTROLS

Part No.	Description.	Plate No.	No. per Unit.	Remarks.
NS.125/4F	Screw, Set, securing Adjustable Bracket to Scuttle Bracket	E.15	2	
FW.104/T	Washer, Plain, on Setscrews	E.16	2	
NN.125/L	Nut on Setscrews	E.17	2	
C.724	Washer, Shakeproof, under Nuts	E.18	2	
C.3475	SOCKET, ON ADJUSTABLE BRACKET, FOR CARBURETTER CONNECTING SPINDLE	E.19	1	Fitted from Chassis No. 660001 to 660875 670001 to 671460
C.3476	Bush (Rubber) inside Socket	E.20	1	
C.3477	Bush inside Rubber Bush	E.21	1	
NS.125/4F	Screw, Set, securing Socket to Adjustable Bracket	E.22	1	Fitted from Chassis No. 660001 to 660875 670001 to 671460
C.724	Washer, Shakeproof, on Setscrew	E.23	1	
C.3853	INTERMEDIATE BRACKET ON SCUTTLE	E.24	1	Fitted from Chassis No. 660001 to 660058 679001 and subs. 670001 and subs. 677001 and subs.
NS.125/4F	Screw, Set, securing Intermediate Bracket to Scuttle	E.25	2	
C.724	Washer, Shakeproof, on Setscrews	E.26	2	
C.3852	INTERMEDIATE THROTTLE LEVER ASSEMBLY	E.27	1	Fitted from Chassis No. 660001 to 660058
C.5135	INTERMEDIATE THROTTLE LEVER AND STOP ASSEMBLY		1	Fitted to Chassis No. 660059 and subs. 669001 and subs. 667001 and subs.
C.5136	INTERMEDIATE THROTTLE LEVER AND STOP ASSEMBLY	E.28	1	Fitted to Chassis No. 679001 and subs. 670001 and subs. 677001 and subs.
C.3483	Shaft, holding Intermediate Lever to Intermediate Bracket	E.29	1	
NN.125/L	Nut on Shaft	E.30	1	
C.724	Washer, Shakeproof, under Nut	E.31	1	
C.4156	Washer, between Intermediate Lever and Scuttle		2	Fitted to Chassis No. 669001 and subs. 660059 and subs. 667001 and subs.
C.3767	Ball-Pin for Intermediate Lever		2	
C.2501/3	Washer (Special) for Throttle Lever		2	Fitted to Chassis No. 669001 and subs. 660059 and subs. 667001 and subs.
C.3765	CONTROL ROD ASSEMBLY, LINKING CARBURETTER CONNECTING SPINDLE WITH INTERMEDIATE LEVER	E.32	1	Fitted from Chassis No. 660001 to 660058 679001 and subs. 670001 and subs. 677001 and subs.
C.3710	CONTROL ROD ASSEMBLY, LINKING INTERMEDIATE LEVER WITH ACCELERATOR PEDAL	E.33	1	
C.4144	CONTROL ROD ASSEMBLY, LINKING CARBURETTER CONNECTING SPINDLE WITH INTERMEDIATE LEVER		1	Fitted to Chassis No. 660059 and subs.
C.4145	CONTROL ROD ASSEMBLY, LINKING INTERMEDIATE LEVER WITH ACCELERATOR PEDAL		1	
C.6788	CONTROL ROD ASSEMBLY, LINKING INTERMEDIATE LEVER WITH ACCELERATOR PEDAL		1	Fitted to Chassis No. 669001 and subs. 667001 and subs.
C.6789	CONTROL ROD ASSEMBLY, LINKING CARBURETTER CONNECTING SPINDLE WITH INTERMEDIATE LEVER		1	



R. H. DRIVE ARRANGEMENT



L. H. DRIVE ARRANGEMENT

