

# BRAKES

FOR CHASSIS No.

660001 TO 660979      670001 TO 672048  
669001 TO 669002      679001 TO 679621

Part No.	Description.	Plate No.	No. per Unit.	Remarks.
C.3889	<b>FRONT BRAKE ASSEMBLY, R.H. (LOCKHEED 28165)</b>		1	For Chassis Nos. to which these Assemblies apply, please refer to <b>BRAKE SHOE ASSEMBLIES 28177 AND 28356 ON PAGE 34</b>
C.3890	<b>FRONT BRAKE ASSEMBLY, L.H. (LOCKHEED 28166)</b>	Q.1	1	
941	Backplate, R.H. (28159)	Q.2	1	For Chassis Nos. to which these Shoes are fitted, <b>SEE FRONT BRAKE SHOE ASSEMBLY ON PAGE 34</b>
1030	Backplate, L.H. (28160)		1	
2037	Wheel-Cylinder Assembly (25452)		4	
1978	Nut, Plain, securing Wheel Cylinders (K.18609)	Q.3	12	
1986	Washer, Spring, under Nuts (K.19208)	Q.4	12	
C.3924	Pipe, connecting Top and Bottom Wheel Cylinders (Lockheed T4/10B)	Q.5	2	
2042	Shoe Assembly (28177)	Q.6	4	
7403	Shoe Assembly (28356)	Q.6	4	
2007	Adjuster, Micram. (21787)	Q.7	4	
2014	Mask (22459)	Q.8	4	
2021	Spring, Pull-off, for Brake Shoes (24701)	Q.9	4	
C.3525	Scoop, Air, Assembly, R.H.		1	
C.3603	Scoop, Air, Assembly, L.H.		1	
7406	Rivet, Pop, securing Air Scoops (28392)		8	
C.4816	<b>FRONT BRAKE ASSEMBLY, R.H. (LOCKHEED 29483)</b>		1	Fitted from Chassis No. 660557 to 660979    669001 to 669002 671097 to 672048    679001 to 679621
C.4817	<b>FRONT BRAKE ASSEMBLY, L.H. (LOCKHEED 29484)</b>		1	
1933	Shoe Assembly (29477)		4	
	<b>All other Spares as for Assemblies C.3889 and C.3890</b>			
C.3525	<b>AIR SCOOP ASSEMBLY, R.H.</b>		1	For Chassis Nos. to which these Assemblies apply, please refer to <b>BRAKE SHOE ASSEMBLIES 28177 AND 28356 ON PAGE 34</b>
C.3603	<b>AIR SCOOP ASSEMBLY, L.H.</b>	Q.10	1	
C.3526	Scoop only, R.H.	Q.11	1	
C.3604	Scoop only, L.H.		1	
C.3527	Stone-Guard	Q.12	2	
C.3528	Clip, Spring, retaining Stone-Guards	Q.13	2	
C.3813	Rivet, Semi-Tubular, securing Clips		4	
2037	<b>FRONT WHEEL-CYLINDER ASSY. (25452)</b>		4	
2025	Body only (complete with Bolts and Abutment Strips) (25410)	Q.14	4	<b>ALTERNATIVE TO 29660 ALTERNATIVE TO 22118 AS A UNIT NOT SUPPLIED SEPARATELY</b>
2015	Piston and Dust Cover (22619)	Q.15	4	
2762	Cup (2762)	Q.16	4	
2013	Filler, Cup (22118)	Q.17	4	
2098	Filler, Cup (29660)		4	
2098	Spring, for Cup Filler (30977)		4	
C.3905	Banjo for Top Left Hand Front Wheel Cylinder (Lockheed 22863)		1	
C.3904	Banjo for Top Right Hand Front Wheel Cylinder (Lockheed 22864)	Q.18	1	
C.3907	Banjo for Bottom Wheel Cylinders (Lockheed 22865)	Q.19	2	
C.3906	Bolt for Banjos (Lockheed 10543)	Q.20	4	
C.3925	Gasket (Small) for Wheel Cylinders (Lockheed KL.44518)	Q.21	2	
C.3926	Gasket (Large) for Wheel Cylinders (Lockheed KL.44522)	Q.22	2	
C.3908	Screw, Bleeder, in bottom Wheel Cylinders (Lockheed 12272)	Q.23	2	

# BRAKES

**FOR CHASSIS No.**  
**660001 TO 660979      670001 TO 672048**  
**669001 TO 669002      679001 TO 679621**

Part No.	Description.	Plate No.	No. per Unit.	Remarks.
2042	<b>FRONT BRAKE SHOE ASSEMBLY</b> (28177)	Q.6	4	Fitted from Chassis No. 660001 to 660209
1905	Linings only (28176)		4	Also to 660212, 660214, 660215, 660217, 660220, 660222, 660223
2585	Rivet, securing Linings (KLB.48043)		56	670001 to 670591 Also to 670593 to 670601, 670603 to 670638, 670640, 670643 to 670662, 670664 to 670667, 670670 to 670690, 670692, 670695, 670698, 670699, 670703, 670713, 670715, 670720, 670727, 670729, 670731 to 670733, 670735, 670737 to 670739, 670742 to 670744, 670748 to 670761, 670780, 670795 to 670797, 670799 to 670858, 670875, 670880
7403	<b>FRONT BRAKE SHOE ASSEMBLY</b> (28356)	Q.6	4	Fitted to the following Chassis Nos. :— 660210, 660211, 660213, 660216, 660218, 660219, 660221, 660224, 660225, 660226, 660227 to 660556
450	Linings only (28355)		4	
2585	Rivet, securing Linings (KLB.48043)		68	670592, 670602, 670639, 670641, 670642, 670663, 670668, 670669, 670691, 670693, 670694, 670696, 670697, 670700 to 670702, 670704 to 670712, 670714, 670716 to 670719, 670721 to 670726, 670728, 670730, 670734, 670736, 670740, 670741, 670745 to 670747, 670762 to 670779, 670781 to 670794, 670798, 670859 to 670874, 670876 to 670879, 670881 to 671096
1933	<b>FRONT BRAKE SHOE ASSEMBLY</b> (29477)		4	Fitted from Chassis No. 660557 to 660979    669001 to 669002 671097 to 672048    679001 to 679621
505	Linings only (29476)		4	
2585	Rivet, securing Linings (KLB.48043)		68	
C.3891	<b>REAR BRAKE ASSEMBLY, R.H.</b> (LOCKHEED 28169)		1	<b>FOR USE WITH E.N.V. AXLES ONLY</b> For Chassis Nos. to which these Assemblies apply, please refer to <b>BRAKE SHOE</b> <b>ASSEMBLIES 28177 AND 28356 ON</b> <b>PAGE 34A</b>
C.3892	<b>REAR BRAKE ASSEMBLY, L.H.</b> (LOCKHEED 28170)	Q.24	1	
1096	Backplate, R.H. (28163)	Q.25	1	For Chassis Nos. to which these Shoes are fitted, <b>SEE REAR BRAKE SHOE</b> <b>ASSEMBLIES ON PAGE 34A</b>
1187	Backplate, L.H. (28164)		1	
1302	Wheel-Cylinder (28175)		2	
2042	Shoe Assembly (Leading) (28177)	Q.26	2	
1933	Shoe Assembly (Trailing) (28178)	Q.27	2	
7403	Shoe Assembly (Leading) (28356)	Q.26	2	
7404	Shoe Assembly (Trailing) (28357)	Q.27	2	
2005	Boot for Wheel Cylinders (21740)	Q.28	2	
2020	Adjuster, Micram. (23978)	Q.29	2	
2014	Mask (22459)	Q.30	2	
7405	Abutment (28490)	Q.31	2	
1930	Screw, Set, securing Abutment to Backplate (K.11804)	Q.32	4	
1987	Washer, Spring, on Setscrews (K.19209)	Q.33	4	
2012	Spring, Tension (21935)	Q.34	2	
2021	Spring, Pull-off (24701)	Q.35	2	

# BRAKES

FOR CHASSIS No.

660001 TO 660979

670001 TO 672048

669001 TO 669002

679001 TO 679621

Part No.	Description.	Plate No.	No. per Unit.	Remarks.
1302	<b>REAR WHEEL CYLINDER ASSEMBLY (28175)</b>		2	
2024	Body only (25409)	Q.36	2	
2016	Piston and Dust Cover (22625)	Q.37	2	
2762	Cup (2762)	Q.38	2	
2013	Filler, Cup (22118)	Q.39	2	<b>ALTERNATIVE TO 29660 ALTERNATIVE TO 22118 AS A UNIT NOT SUPPLIED SEPARATELY</b>
2098	Filler, Cup (29660)		2	
2098	Spring for Cup Filler (30977)		2	
2003	Piston, Hydraulic (21735)	Q.40	2	
1224	Lever for Handbrake Operation (28174)	Q.41	2	
2004	Pin for Handbrake Lever (21737)	Q.42	2	
2654	<b>REPAIR KIT FOR SERVICING REAR WHEEL CYLINDER 28175 (KL.71470)</b>		2	
C.3907	Banjo for Rear Wheel Cylinders (Lockheed 22865)	Q.43	2	
C.3906	Bolt for Banjos (Lockheed 10543)	Q.44	2	
C.3925	Gasket (Small) for Wheel Cylinders (Lockheed KL.44518)	Q.45	2	
C.3926	Gasket (Large) for Wheel Cylinders (Lockheed KL.44522)	Q.46	2	
C.3908	Screw, Bleeder, for Wheel Cylinders (Lockheed 12272)	Q.47	2	
2042	<b>LEADING-SHOE ASSEMBLY (REAR BRAKES) (28177)</b>	Q.26	2	Fitted from Chassis No. 660001 to 660209
1933	<b>TRAILING-SHOE ASSEMBLY (REAR BRAKES) (28178)</b>	Q.27	2	
1905	Linings (28176)		4	Also to 660212, 660214, 660215, 660217, 660220, 660222, 660223 670001 to 670591
2585	Rivet, securing Linings (KLB.48043)		56	
7403	<b>LEADING-SHOE ASSEMBLY (REAR BRAKES) (28356)</b>	Q.26	2	Also to 670593 to 670601, 670603 to 670638, 670640, 670643 to 670662, 670664 to 670667, 670670 to 670690, 670692, 670695, 670698, 670699, 670703, 670713, 670715, 670720, 670727, 670729, 670731 to 670733, 670735, 670737 to 670739, 670742 to 670744, 670748 to 670761, 670780, 670795 to 670797, 670799 to 670858, 670875, 670880
7404	<b>TRAILING-SHOE ASSEMBLY (REAR BRAKES) (28357)</b>	Q.27	2	
450	Linings (28355)		4	Fitted to the following Chassis Nos. :— 660210, 660211, 660213, 660216, 660218, 660219, 660221, 660224, 660225, 660226, 660227 to 660979  670592, 670602, 670639, 670641, 670642, 670663, 670668, 670669, 670691, 670693, 670694, 670696, 670697, 670700 to 670702, 670704 to 670712, 670714, 670716 to 670719, 670721 to 670726, 670728, 670730, 670734, 670736, 670740, 670741, 670745 to 670747, 670762 to 670779, 670781 to 670794, 670798, 670859 to 670874, 670876 to 670879, 670881 to 672048
2585	Rivet, securing Linings (KLB.48043)		68	
				669001 to 669002, 679001 to 679621

# BRAKES

FOR CHASSIS No.

660001 TO 660979    670001 TO 672048

669001 TO 669002    679001 TO 679621

Part No.	Description.	Plate No.	No. per Unit.	Remarks.
C.6774	REAR BRAKE ASSEMBLY, R.H. (LOCKHEED 30422)		1	} FOR USE WITH SALISBURY REAR AXLE ONLY from Chassis No. 660935 to 660979    669001 to 669002 671797 to 672048    679222 to 679621
C.6775	REAR BRAKE ASSEMBLY, L.H. (LOCKHEED 30423)		1	
693	Backplate, R.H. (30200)		1	
2053	Backplate, L.H. (30201)		1	
1302	Wheel Cylinder Assembly (28175)		2	
1933	Shoe Assembly, Leading (29477)		2	
2042	Shoe Assembly, Trailing (29478)		2	
2005	Boot for Wheel Cylinders (21740)		2	
2020	Adjuster, Micram (23978)		2	
2014	Mask (22459)		2	
2012	Spring, Tension (21935)		2	
2021	Spring, Pull-off (24701)		2	
2008	Spring, "Beehive", steadying Shoes (21792)		4	
1302	REAR WHEEL CYLINDER ASSEMBLY (28175)		2	
	For Spares items, see page 34A			
1933	LEADING SHOE ASSY. (REAR BRAKES) (29477)		2	
2042	TRAILING SHOE ASSY. (REAR BRAKES) (29478)		2	
505	Linings only (29476)		4	
2585	Rivet, securing Linings (KLB.48043)		56	
	<b>NOTE.—Between Chassis No. 660935 to 660979; 671797 to 672048; 669001 to 669002 and 679001 to 679621, either E.N.V. or Salisbury Rear Axles may be fitted. Care should therefore be exercised when ordering Rear Brake Assemblies</b>			
C.7228	BRAKE DRUM (FRONT AND REAR)	Q.48	4	} FOR USE WITH "DISC" TYPE ROAD WHEELS ONLY
C.3078	Screw, Set, locating Brake Drums on Hubs	Q.49	8	
C.3041	Nut, securing Brake Drums on Hub Studs	Q.50	20	

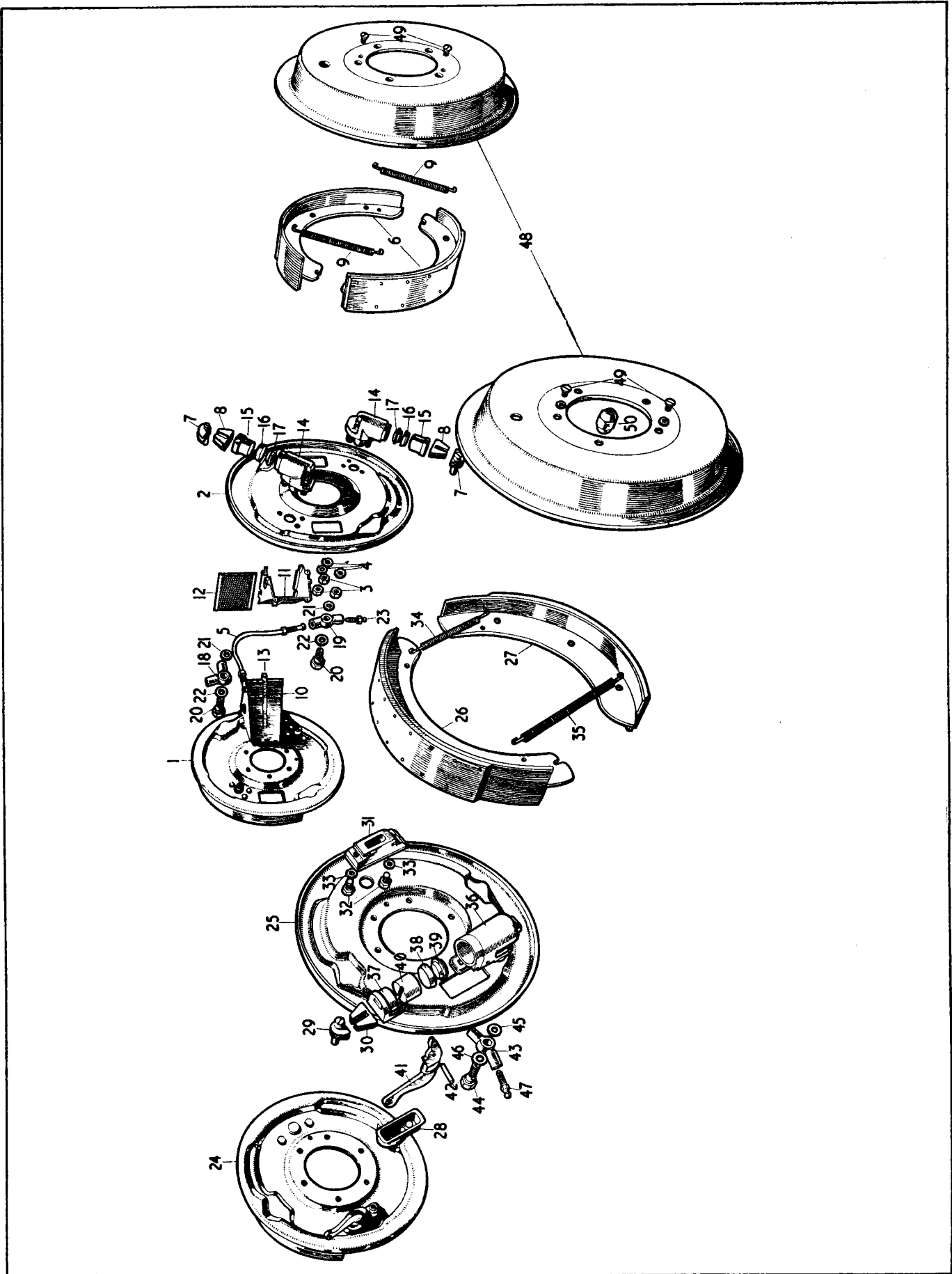


PLATE Q.

# BRAKES

FOR CHASSIS No.

660980 AND SUBS. 672049 AND SUBS. 667001 AND SUBS.  
669003 AND SUBS. 679622 AND SUBS. 677001 AND SUBS.

Part No.	Description.	Plate No.	No. per Unit.	Remarks.
C.6667	<b>FRONT BRAKE ASSEMBLY, R.H. (LOCKHEED 30638)</b>	AQ.1	1	Fitted from Chassis No. 660980 to 661086 669003 to 669033 672049 to 674075 679622 to 681206 667001 only 677001 to 677491
C.6668	<b>FRONT BRAKE ASSEMBLY, L.H. (LOCKHEED 30639)</b>		1	
4178	Backplate only, R.H. (30636)		1	
4179	Backplate only, L.H. (30637)	AQ.2	1	
4269	Shoe Assembly (31269)	AQ.3	4	
4173	Spring, Pull-Off, for Front Brake Shoes (30628)	AQ.3A	4	
4195	Bar for Automatic Shoe Adjustment (31057)	AQ.4	4	
4198	Pad, Friction, at each side of Bar (31059)	AQ.5	8	
4330	Plate (bottom) enclosing Friction Pads (34015)	AQ.6	4	
4333	Plate (top) enclosing Friction Pads (34016)	AQ.6A	4	
4197	Bolt, securing Friction Pads and Plates to Bars (31058)	AQ.7	4	
4205	Spring, Coil, on Bolts (31061)	AQ.8	4	
FN.405/L	Nut, Slotted, on Bolts (31705)	AQ.9	4	
L.101-5/6U	Pin, Split, retaining Slotted Nut (K.19803)	AQ.10	4	
4172	Spring, Ratchet, operating Shoe adjustment (30627)	AQ.11	4	
4328	Pin, anchoring Bar to Brake Shoes (33453)	AQ.12	4	
1983	Washer, Plain on Anchor Pin (K.19109)	AQ.13	4	
2402	Circlip, retaining Anchor Pin (KL.40002)	AQ.14	4	
4168	Pin, Anchor, in Backplates, for Pull-Off Spring (30619)	AQ.15	4	
FN.105/L	Nut on Anchor Pins (K.18609)	AQ.16	4	
FG.105/X	Washer, Spring, under Nuts (K.19208)	AQ.17	4	
4177	Wheel Cylinder Assembly (30635)	AQ.18	4	
C.7824	<b>FRONT BRAKE ASSEMBLY, R.H. (LOCKHEED 35428)</b>		1	Fitted to Chassis No. 661087 and subs. 669034 and subs. 674076 and subs. 681207 and subs. 667002 and subs. 677492 and subs.
C.7825	<b>FRONT BRAKE ASSEMBLY, L.H. (LOCKHEED 35429)</b>		1	
4344	Shoe Assembly (35130)		4	
	<b>NOTE.—All other items as for assemblies C.6667 or C.6668 respectively</b>			
C.3924	Bridge-Pipe, connecting Wheel Cylinders on Front Brakes (T.4/10B)	AQ.19	2	
4177	<b>FRONT WHEEL CYLINDER ASSEMBLY (30635)</b>	AQ.18	4	
4174	Body only (complete with Bolts and Abutment Strips) (30629)	AQ.20	4	
4175	Piston (30631)	AQ.21	4	
2762	Seal (2762)	AQ.22	4	
2098	Filler for Seal (29660)	AQ.23	4	
2098	Spring for Filler (30977)	AQ.23A	4	<b>NOT SUPPLIED SEPARATELY</b>
4176	Boot (Rubber) over end of Piston (30632)	AQ.24	4	
6699	Clip, securing Boot (31127)	AQ.25	4	
2655	<b>REPAIR KIT FOR SERVICING FRONT WHEEL CYLINDER 30635 (KL.71490)</b>		2	
C.3904	Banjo for Top R.H. Front Wheel Cylinder (22864)	AQ.26	1	
C.3905	Banjo for Top L.H. Front Wheel Cylinder (22863)		1	
C.3907	Banjo for Bottom Front Wheel Cylinders (22865)	AQ.27	2	
C.3906	Bolt, securing Banjos (10543)	AQ.28	4	
C.3925	Gasket (Small) on Banjo Bolts (KL.44518)	AQ.29	4	
C.3926	Gasket (Large) on Banjo Bolts (KL.44522)	AQ.30	4	
C.3908	Screw, Bleeder, in Banjo on Bottom Wheel Cylinders (12272)	AQ.31	2	

# BRAKES

FOR CHASSIS No.  
667001 AND SUBS.  
677001 AND SUBS.

660980 AND SUBS. 672049 AND SUBS.  
669003 AND SUBS. 679622 AND SUBS.

Part No.	Description.	Plate No.	No. per Unit.	Remarks.
4269	<b>FRONT BRAKE SHOE ASSEMBLY (31269)</b>	AQ.3	4	Fitted from Chassis No. 660980 to 661086 669003 to 669033 672049 to 674075 679622 to 681206 667001 only 677001 to 677491
4184	Linings only (M.14) (30725)		4	
2586	Rivet, securing Linings (KLB.48045)		48	
4343	<b>FRONT BRAKE SHOE ASSEMBLY (35130)</b>		4	Fitted to Chassis No. 661087 and subs. 669034 and subs. 674076 and subs. 681207 and subs. 667002 and subs. 677492 and subs.
4344	Linings only (M.20) (35129)		4	
2586	Rivet, securing Linings (KLB.48045)		48	
C.6674	<b>REAR BRAKE ASSEMBLY, R.H. (LOCKHEED 31415)</b>	AQ.32	1	<b>FOR USE ONLY WHEN SALISBURY REAR AXLE IS FITTED</b> For Chassis No. 660980 to 661086 669003 to 669033 672049 to 674075 679622 to 681206 667001 only 677001 to 677491
C.6675	<b>REAR BRAKE ASSEMBLY, L.H. (LOCKHEED 31416)</b>		1	
4326	Backplate only, R.H. (31393)		1	
4273	Backplate only, L.H. (31394)	AQ.33	1	
4269	Shoe Assembly (31269)	AQ.34	4	
2008	Spring, "Beehive" Steadying Shoes (21792)	AQ.35	4	
4180	Spring, Pull-Off (Adjuster side) (30708)	AQ.36	2	
4181	Spring, Pull-Off (Wheel Cylinder side) (30709)	AQ.37	2	
4483	Adjuster Assy., on R.H. Rear Brake (30731)		1	
4484	Adjuster Assy., on L.H. Rear Brake (30732)	AQ.38	1	
4268	Screw, Set, securing Adjusters (31265)	AQ.39	4	
FG.106/X	Washer, Spring, on Setscrews (K.19209)	AQ.40	4	
5885	Wheel Cylinder Assembly (30730)	AQ.41	2	
2005	Boot for Rear Wheel Cylinders (21740)	AQ.41A	2	
C.7826	<b>REAR BRAKE ASSEMBLY, R.H. (LOCKHEED 35430)</b>		1	<b>FOR USE ONLY WHEN SALISBURY REAR AXLE IS FITTED</b> to Chassis No. 661087 and subs. 669034 and subs. 674076 and subs. 681207 and subs. 667002 and subs. 677492 and subs.
C.7827	<b>REAR BRAKE ASSEMBLY, L.H. (LOCKHEED 35431)</b>		1	
4343	Shoe Assembly (35130)		4	
	<b>NOTE.—All other items as for assemblies C.6674 or C.6675 respectively</b>			
4483	<b>ADJUSTER ASSEMBLY ON R.H. REAR BRAKE (30731)</b>		1	<b>FOR USE ONLY WITH SALISBURY REAR AXLE</b>
4484	<b>ADJUSTER ASSEMBLY ON L.H. REAR BRAKE (30732)</b>	AQ.38	1	
4187	Body only (complete with Abutment Strip) (30754)	AQ.42	2	
4183	Screw, operating Brake Shoe Adjustment (30722)	AQ.43	2	
4182	Wheel Assy., operating Screws (30717)	AQ.44	2	
4215	Bracket for Adjuster (31185)	AQ.45	2	
4216	Spring "Clicker" (31186)	AQ.46	2	
4213	Plate and Pinion, under "Clicker" Spring (31184)	AQ.47	2	
4263	Spring, Coil, under Plate and Pinion (31187)	AQ.48	2	
4321	Screw, Set, securing Bracket and "Clicker" Spring to Adjuster Body (33125)	AQ.49	4	
4319	Plate, locking Setscrews (33110)	AQ.50	2	
4264	Stud, for Screwdriver adjustment through Brake Drum (31188)	AQ.51	2	
5885	<b>REAR WHEEL CYLINDER ASSEMBLY (30730)</b>	AQ.41	2	<b>FOR USE ONLY WITH SALISBURY REAR AXLE</b>
2024	Body only (complete with Abutment Strip) (25409)	AQ.52	2	<b>NOT SUPPLIED SEPARATELY</b>
4185	Piston (complete with Dust Cover) (30728)	AQ.53	2	
2003	Piston, Hydraulic (21735)	AQ.54	2	
2762	Seal, behind Hydraulic Piston (2762)	AQ.55	2	
2098	Filler for Seal (29660)	AQ.56	2	
2098	Spring for Filler (30977)	AQ.56A	2	
1224	Lever for Handbrake operation (28174)	AQ.57	2	
2004	Pin, Fulcrum, securing Handbrake Lever (21737)	AQ.58	2	

# BRAKES

FOR CHASSIS No.  
 660980 AND SUBS. 672049 AND SUBS. 667001 AND SUBS.  
 669003 AND SUBS. 679622 AND SUBS. 677001 AND SUBS.

Part No.	Description.	Plate No.	No. per Unit.	Remarks.
2654	REPAIR KIT FOR SERVICING REAR WHEEL CYLINDER 30730 OR 28175 (KL.71470)		2	
C.3907	Banjo for Rear Wheel Cylinders (22865)	AQ.59	2	
C.3906	Bolt, securing Banjos (10543)	AQ.60	2	
C.3925	Gasket (Small) on Banjo Bolts (KL.44518)	AQ.61	2	
C.3926	Gasket (Large) on Banjo Bolts (KL.44522)	AQ.62	2	
C.3908	Screw, Bleeder, in Banjo (12272)	AQ.63	2	
4269	REAR BRAKE SHOE ASSEMBLY (31269)	AQ.34	4	FOR USE ONLY WHEN SALISBURY REAR AXLE IS FITTED for Chassis No. 660980 to 661086 669003 to 669033 672049 to 674075 679622 to 681206 667001 only 677001 to 677491
4184	Linings only (M.14) (30725)		4	
2586	Rivet, securing Linings (KLB.48045)		48	
4344	REAR BRAKE SHOE ASSEMBLY (35130)		4	FOR USE ONLY WHEN SALISBURY REAR AXLE IS FITTED to Chassis No. 661087 and subs. 669034 and subs. 674076 and subs. 681207 and subs. 667002 and subs. 677492 and subs.
4343	Linings only (M.20) (35129)		4	
2586	Rivet, securing Linings (KLB.48045)		48	
C.7228	BRAKE DRUM (FRONT AND REAR)	Q.48	4	
C.3078	Screw, Set, locating Brake Drums on Hubs	Q.49	8	
C.3041	Nut, securing Brake Drums on Hub Studs	Q.50	20	
C.4818	REAR BRAKE ASSEMBLY, R.H. (LOCKHEED 34505)		1	FOR USE ONLY WHEN E.N.V. REAR AXLE IS FITTED for Chassis No. 660980 and subs. 669003 and subs. 672049 and subs. 679622 and subs.
C.4819	REAR BRAKE ASSEMBLY, L.H. (LOCKHEED 34506)		1	
1096	Backplate only, R.H. (28163)		1	
1187	Backplate only, L.H. (28164)		1	
4313	Shoe Assembly, Leading (33029)		2	
4314	Shoe Assembly, Trailing (33030)		2	
2001	Spring, "Beehive", steadying Shoes (21686)		4	
2021	Spring, Pull-off, for Shoes (24701)		2	
2012	Spring, Tension, for Shoes (21935)		2	
2020	Adjuster, Micram (23978)		2	
FN.106/L	Nut, securing Adjusters (K.18611)		4	
FG.106/X	Washer, Spring, under Nuts (K.19209)		4	
1302	Wheel Cylinder Assembly (28175)		2	
2005	Boot for Wheel Cylinders (21740)		2	
1302	REAR WHEEL CYLINDER ASSEMBLY (28175)		1	FOR USE ONLY WHEN E.N.V. REAR AXLE IS FITTED
2024	Body only (25409)		2	
2016	Piston and Dust Cover (22625)		2	
2762	Cup (2762)		2	
2098	Filler, Cup (29660)		2	
2098	Spring for Cup Filler (30977)		2	
2003	Piston, Hydraulic (21735)		2	
1224	Lever for Handbrake operation (28174)		2	
2004	Pin for Handbrake Lever (21737)		2	
4313	LEADING-SHOE ASSY. (REAR BRAKES) (33029)		2	FOR USE ONLY WHEN E.N.V. REAR AXLE IS FITTED
4314	TRAILING-SHOE ASSY. (REAR BRAKES) (33030)		2	
7402	Linings only (33028)		4	
2585	Rivet, securing Linings (KLB.48043)		56	






PLATE AQ

# BRAKE CONTROLS

FOR CHASSIS No.

660001 TO 660979    670001 TO 672048

669001 TO 669002    679001 TO 679621

Part No.	Description.	Plate No.	No. per Unit.	Remarks.
C.3222	<b>BRAKE PEDAL</b>	R.1	1	<b>RIGHT HAND DRIVE ONLY</b> For Chassis No. 660001 to 660058
C.3221	<b>BRAKE PEDAL</b>	R.2	1	<b>LEFT HAND DRIVE ONLY</b> For Chassis No. 670001 to 670184
C.4030	<b>BRAKE PEDAL</b>		1	<b>RIGHT HAND DRIVE ONLY</b> For Chassis No. 660059 to 660979    669001 to 669002
C.4031	<b>BRAKE PEDAL</b>		1	<b>LEFT HAND DRIVE ONLY</b> For Chassis No. 670185 to 672048    670001 to 679621
C.3223	Bearing, Roller, inside Pedal Boss	R.3	1	
C.3224	Sleeve for Roller Bearing	R.4	1	
C.3363	Nipple, Grease (Tec. NA.5790) on Pedal Boss	R.5	1	
NS.131/12D	Bolt, Stop, for Pedal	R.6	1	
NN.231/L	Nut, locking Stop Bolt	R.7	1	
C.3709	Bracket, Support, between Pedal Shaft and Master Cylinder	R.8	1	Fitted from Chassis No. 660001 to 660058 670001 to 670184
C.4032	Bracket, Support, between Pedal Shaft and Master Cylinder		1	Fitted to Chassis No. 660059 to 660979    669001 to 669002 670185 to 672048    679001 to 679621
NN.143/L	Nut, securing Brake Pedal and Support Bracket to Shaft		1	
C.3361	Shaft for Brake Pedal	R.9	1	<b>LEFT HAND DRIVE ONLY</b>
C.3317	Spring, Return, for Brake Pedal	R.10	1	
C.3252	Fork-End, connecting Pedal with Push Rod on Master Cylinder	R.11	1	
J.106/175	Pin, Clevis, through Pedal and Fork-End	R.12	1	
FW.106/T	Washer, Plain, on Clevis Pin	R.13	1	
L.103/7U	Pin, Split, through Clevis Pin	R.14	1	
C.3601	<b>BRAKE PEDAL STEM AND PLATE ASSY.</b>	R.15	1	
792	Pad (Rubber) on Stem Plate	R.16	1	
C.3673	Excluder, Draught, on Pedal Stem	R.17	1	Fitted from Chassis No. 660001 to 660058 670001 to 670184
C.4036	Excluder, Draught, on Pedal Stem		1	Fitted to Chassis No. 660059 to 660979    669001 to 669002 670185 to 672048    679001 to 679621
NB.131/10D	Bolt, securing Stem to Pedal	R.18	1	
NN.131/L	Nut on Bolt	R.19	1	
C.740	Washer, Shakeproof, under Nut	R.20	1	
C.3858	<b>BRAKE MASTER CYLINDER ASSEMBLY (LOCKHEED 24404)</b>	R.21	1	
5867	Cylinder and Tank (complete with Plug) (28928)	R.22	1	
395	Cup (112)	R.23	1	
400	Cup, secondary (400)	R.24	1	
1998	Piston (21421)	R.25	1	
1002	Washer, retaining Piston (1002)	R.26	1	
2571	Circlip for Piston Retaining Washer (KL.47011)	R.27	1	
1997	Spring (21412)	R.28	1	
3830	Valve Assembly (3830)	R.29	1	
437	Boot (437)	R.30	1	
2019	Plug in Cylinder (23558)	R.31	1	
2540	Gasket for Plug (KL.44542)	R.32	1	
1945	Cap, Filler (15097)	R.33	1	
2542	Gasket for Filler Cap (KL.44547)	R.34	1	
1999	Push-Rod (21422)	R.35	1	
2653	<b>REPAIR KIT FOR SERVICING MASTER CYLINDER C.3858 (KL.71410)</b>		1	
C.3899	Banjo for Master Cylinder (Lockheed 23776)	R.36	1	<b>RIGHT HAND DRIVE ONLY</b>
C.3953	Banjo for Master Cylinder (Lockheed 7960)	R.37	1	<b>LEFT HAND DRIVE ONLY</b>
C.3900	Bolt for Banjo (Lockheed 8048)	R.38	1	
C.3925	Gasket (Small) for Banjo (Lockheed KL.44518)	R.39	1	
C.3926	Gasket (Large) for Banjo (Lockheed KL.44522)	R.40	1	
C.3901	Switch, Stop-light (Lockheed 23388)	R.41	1	
C.3902	Banjo at top of Master Cylinder (Lockheed 1641)	R.42	1	
C.3903	Bolt for Banjo (Lockheed 237)	R.43	1	

# BRAKE CONTROLS

FOR CHASSIS No.  
 660001 TO 660979 670001 TO 672048  
 669001 TO 669002 679001 TO 679621

Part No.	Description.	Plate No.	No. per Unit.	Remarks.
<b>BRAKE MASTER CYLINDER ASSY. (continued)</b>				
C.3927	Gasket (Small) for Banjo (Lockheed KL.44519)	R.44	1	
C.3928	Gasket (Large) for Banjo (Lockheed KL.44524)	R.45	1	
C.3857	Rod, Operating, for Master Cylinder	R.46	1	
FN.206/L	Nut, Lock, on Operating Rod	R.47	2	
NB.137/24D	Bolt, securing Master Cylinder to Support Bracket and Frame	R.48	2	
NN.137/L	Nut on Bolts	R.49	2	<b>SUPERSEDED BY C.4105</b>
C.741	Washer, Shakeproof, on Bolts	R.50	2	
C.4105	Plate, Tapped, for Master Cylinder Bolts		1	<b>SUPERSEDES NUT NN.137/L</b>
C.3960	<b>SHIELD ASSEMBLY FOR MASTER CYLINDER</b>	R.51	1	<b>LEFT HAND DRIVE ONLY</b>
C.3540	<b>SUPPLY TANK ASSEMBLY (GIRLING H.2812)</b>		1	
C.3609	Glass Body only (Girling 48/MQ/201)	R.52	1	
1607	Adapter, Outlet (H.2811)	R.53	1	
1127	Nut, securing Outlet Adapter (H1253)	R.54	1	
190	Washer under Nut (190) (45/BS/5)	R.55	1	
1768	Washer, Jointing, on each side of Body (H.2620)	R.56	2	
1281	Cover, Top (H.1792)	R.57	1	
1146	Cap on Top Cover (H.1470)	R.58	1	
1282	Washer, Jointing, between Top Cover and Body (H.1794)	R.59	1	
1513	Clip Assy., supporting Supply Tank (H.2276)	R.60	1	
1283	Screw, securing Top Cover to Clip Assy. (H.1796)	R.61	4	
5724	Nut on Screws (30/BS/123)	R.62	4	
NS.125/4D	Screw, securing Clip Assy. to Scuttle	R.63	2	
NN.125/L	Nut on Setscrews	R.64	2	
C.724	Washer, Shakeproof, under Nuts	R.65	2	
C.3730	<b>LOW PRESSURE PIPE (RUBBER) FROM SUPPLY TANK (LOCKHEED 16741)</b>	R.66	1	
C.3738	Clip on Low Pressure Pipe (Lockheed 20203)	R.67	2	
<b>HYDRAULIC PIPES AND FITTINGS</b>				
<b>RIGHT HAND DRIVE ONLY</b>				
C.3141	Pipe from Master Cylinder to Low Pressure Hose (Lockheed T.865/B)	R.68	1	
C.3922	Union, 3-Way, on R.H. side of Chassis Frame (Lockheed 7965)	R.69	1	
FS.106/4D	Screw, Set, securing 3-Way Union	R.70	1	
C.726	Washer, Shakeproof, on Setscrew	R.71	1	
C.3948	Pipe from Master Cylinder to Front 3-Way Union (Lockheed T.4/21B)	R.72	1	
C.3913	Pipe from Front 3-Way Union to R.H. Front Hose (Lockheed T.4/12B)	R.73	1	
C.3914	Pipe from Front 3-Way Union to L.H. Front Hose (Lockheed T.4/35B)	R.74	1	
C.3909	Hose Assembly from Supply Pipes to Front Back-plates (Lockheed KL.48924)	R.75	2	
C.3910	Locknut, securing Hose Assemblies to Brackets (Lockheed 23897)	R.76	2	
C.3911	Washer, Shakeproof, under Locknuts (Lockheed K.19411)	R.77	2	
C.3925	Gasket for Hose Assemblies (Lockheed KL.44518)	R.78	2	
C.3918	Pipe from Master Cylinder to Tube Connector (Lockheed T.4/46B)	R.79	1	
C.3923	Tube Connector (Lockheed 5248)	R.80	1	
C.3920	Pipe from Tube Connector to Rear Hose (Lockheed T.4A/40B)	R.81	1	
C.3909	Hose Assembly from Supply Pipe to Rear 3-Way Union (Lockheed KL.48924)	R.82	1	
C.3910	Locknut, securing Hose Assembly to Bracket on Frame (Lockheed 23897)	R.83	1	
C.3911	Washer, Shakeproof, under Locknut (Lockheed K.19411)	R.84	1	
C.3925	Gasket for Hose Assembly (Lockheed KL.44518)	R.85	1	
C.3922	Union, 3-Way, on Rear Axle Bracket (Lockheed 7965)	R.86	1	

# BRAKE CONTROLS

FOR CHASSIS No.

660001 TO 660979      670001 TO 672048

669001 TO 669002      679001 TO 679621

Part No.	Description.	Plate No.	No. per Unit.	Remarks.
<b>HYDRAULIC PIPES AND FITTINGS (continued)</b>		<b>RIGHT HAND DRIVE ONLY</b>		
NB.125/10D	<b>Bolt</b> , securing 3-Way Union to Bracket on Rear Axle	R.87	1	
NN.125/L	<b>Nut</b> on Bolt	R.88	1	
C.724	<b>Washer</b> , Shakeproof, under Nut	R.89	1	
C.3916	<b>Pipe</b> from Rear 3-Way Union to R.H. Rear Wheel Cylinder (Lockheed T.4/24B)	R.90	1	
C.3917	<b>Pipe</b> from Rear 3-Way Union to L.H. Rear Wheel Cylinder (Lockheed T.4/47B)	R.91	1	
C.3529	<b>Clip</b> , securing Pipes to Chassis Frame (Trimount 304)	R.92	7	
<b>HYDRAULIC PIPES AND FITTINGS</b>		<b>LEFT HAND DRIVE ONLY</b>		
C.3896	<b>Pipe</b> from Master Cylinder to Low Pressure Hose (Lockheed T.869/B)	R.93	1	
C.3922	<b>Union</b> , 3-Way, on L.H. and R.H. sides of Chassis Frame (Lockheed 7965)	R.94	2	
FS.106/4D	<b>Screw</b> , Set, securing 3-Way Unions	R.70	2	
C.726	<b>Washer</b> , Shakeproof, on Setscrews	R.71	2	
C.3912	<b>Pipe</b> from Master Cylinder to L.H. Front 3-Way Union (Lockheed T.4/21B)	R.95	1	
C.3913	<b>Pipe</b> from L.H. 3-Way Union to L.H. Front Hose (Lockheed T.4/12B)	R.96	1	
C.3909	<b>Hose Assembly</b> from Supply Pipes to Front Backplates (Lockheed KL.48924)	R.75	2	
C.3910	<b>Locknut</b> , securing Hose Assemblies to Brackets (Lockheed 23897)	R.76	2	
C.3911	<b>Washer</b> , Shakeproof, under Locknuts (Lockheed K.19411)	R.77	2	
C.3925	<b>Gasket</b> for Hose Assemblies (Lockheed KL.44518)	R.78	2	
C.3921	<b>Pipe</b> from L.H. Front 3-Way Union to R.H. Front 3-Way Union (Lockheed T.4/27B)	R.97	1	
C.3913	<b>Pipe</b> from R.H. Front 3-Way Union to R.H. Front Hose (Lockheed T.4/12B)	R.73	1	
C.3919	<b>Pipe</b> from R.H. Front 3-Way Union to Tube Connector (Lockheed T.4A/66B)	R.98	1	
C.3923	<b>Tube Connector</b> (Lockheed 5248)	R.80	1	
C.3920	<b>Pipe</b> from Tube Connector to Rear Hose (Lockheed T.4A/40B)	R.81	1	
C.3909	<b>Hose Assembly</b> from Supply Pipe to Rear 3-Way Union (Lockheed KL.48924)	R.82	1	
C.3910	<b>Locknut</b> , securing Hose Assembly to Bracket on Frame (Lockheed 23897)	R.83	1	
C.3911	<b>Washer</b> , Shakeproof, under Locknut (Lockheed K.19411)	R.84	1	
C.3925	<b>Gasket</b> for Hose Assembly (Lockheed KL.44518)	R.85	1	
C.3916	<b>Pipe</b> from Rear 3-Way Union to R.H. Rear Wheel Cylinder (Lockheed T.4/24B)	R.90	1	
C.3917	<b>Pipe</b> from Rear 3-Way Union to L.H. Rear Wheel Cylinder (Lockheed T.4/47B)	R.91	1	
C.3529	<b>Clip</b> , securing Pipes to Chassis Frame (Trimount 304)	R.92	7	
C.2958	<b>BLEEDER TUBE AND CONTAINER (LOCKHEED 3919)</b>		1	
C.2957	<b>WRENCH, OPERATING BLEEDER SCREW (LOCKHEED I3836)</b>		1	

# BRAKE CONTROLS

FOR CHASSIS No.  
 660001 TO 660979    670001 TO 672048  
 669001 TO 669002    679001 TO 679621

Part No.	Description.	Plate No.	No. per Unit.	Remarks.
C.3714	<b>HANDBRAKE LEVER</b>	R.99	1	<b>RIGHT HAND DRIVE ONLY</b>
C.3272	<b>HANDBRAKE LEVER</b>	R.99	1	<b>LEFT HAND DRIVE ONLY</b>
C.3717	Rod, Operating, through Handbrake Lever	R.100	1	<b>RIGHT HAND DRIVE ONLY</b>
C.4169	Rod, Operating, through Handbrake Lever		1	<b>LEFT HAND DRIVE ONLY</b>
C.606	Spring, on Rod, at top of Lever	R.101	1	
C.3873	Knob on Operating Rod	R.102	1	
C.3657	Pawl, on Rod, at bottom of Lever	R.103	1	
AS.102/3D	Screw, Set, in Pawl	R.104	1	
C.723	Washer, Shakeproof, on Setscrew	R.105	1	
NB.131/12D	Bolt, securing Handbrake Lever to Shaft	R.106	1	
NN.131/L	Nut on Bolt	R.107	1	
C.725	Washer, Shakeproof, under Nut	R.108	1	
C.755	Key, Woodruff, securing Handbrake Lever in position on Shaft	R.109	1	
C.3687	<b>RATCHET FOR HANDBRAKE LEVER</b>		1	Fitted from Chassis No. 670001 to 670010
C.3805	<b>RATCHET FOR HANDBRAKE LEVER</b>	R.110	1	Fitted to Chassis No. 660001 and subs. 670011 and subs.
NB.125/5D	Bolt, securing Ratchet to Frame	R.111	2	
NN.125/L	Nut on Bolts	R.112	2	
C.724	Washer, Shakeproof, under Nut	R.113	2	
C.3654	<b>SHAFT, SUPPORTING HANDBRAKE LEVER</b>	R.114	1	<b>RIGHT HAND DRIVE ONLY</b>
C.3655	<b>SHAFT, SUPPORTING HANDBRAKE LEVER</b>	R.114	1	<b>LEFT HAND DRIVE ONLY</b>
C.3656	<b>OPERATING LEVER ON SHAFT</b>	R.115	1	
NB.131/12D	Bolt, securing Operating Lever to Shaft		1	
NN.131/L	Nut on Bolt		1	
C.725	Washer, Shakeproof, under Nut		1	
C.755	Key, Woodruff, securing Operating Lever in position on Shaft	R.116	1	
C.3722	Spring, at back of Operating Lever	R.117	1	
C.3265	Trunnion in Operating Lever	R.118	1	
C.3875	<b>COMPENSATOR ROD ASSEMBLY</b>		1	Fitted from Chassis No. 670001 to 670010
C.3322	<b>COMPENSATOR ROD ASSEMBLY</b>	R.119	1	Fitted to Chassis No. 660001 and subs. 670011 and subs.
C.3264	Spring on Compensator Rod	R.120	1	
C.3266	Nut on Compensator Rod	R.121	1	
J.106/10S	Pin, Clevis, securing Rod in Compensator	R.122	1	
FW.106/T	Washer, Plain, on Clevis Pin	R.123	1	
L.103/6U	Pin, Split, through Clevis Pin	R.124	1	

# BRAKE CONTROLS

FOR CHASSIS No.  
 660001 TO 660979    670001 TO 672048  
 669001 TO 669002    679001 TO 679621

Part No.	Description.	Plate No.	No. per Unit.	Remarks.
C.3274/1	COMPENSATOR ASSEMBLY FOR HAND-BRAKE CABLE	R.125	1	
C.3872	HANDBRAKE CABLE ASSEMBLY, OPERATING REAR BRAKES		1	Fitted from Chassis No. 670001 to 670010 <b>FOR USE WHEN E.N.V. REAR AXLE IS FITTED</b>
C.3828	HANDBRAKE CABLE ASSEMBLY, OPERATING REAR BRAKES	R.126	1	Fitted to Chassis No. 660001 and subs. 670011 and subs. <b>FOR USE WHEN E.N.V. REAR AXLE IS FITTED</b>
C.6677	HANDBRAKE CABLE ASSEMBLY, OPERATING REAR BRAKES		1	<b>FOR USE WHEN SALISBURY REAR AXLE IS FITTED</b>
1947	Grease Nipple on Handbrake Cable		2	
NB.131/9D	Bolt, Clinch, at end of Cables		2	
NN.131/L	Nut on Bolts		2	
C.740	Washer, Shakeproof, under Nuts		2	
J.105/11S	Pin, Clevis, securing Fork-End on Cables to Operating Lever on Backplates	R.127	2	
FW.105/T	Washer, Plain, on Clevis Pins	R.128	2	
L.103/7U	Pin, Split, through Clevis Pins	R.129	2	
C.3867	ABUTMENT BRACKET FOR HAND-BRAKE CABLE		1	Fitted from Chassis No. 670001 to 670010
C.5771	ABUTMENT BRACKET FOR HAND-BRAKE CABLE	R.130	1	Fitted to Chassis No. 660001 and subs. 670011 and subs. 667001 and subs. 669001 and subs. 679001 and subs. 677001 and subs.
NB.131/11D	Bolt, Clinch, for Abutment Bracket	R.131	2	
NN.131/L	Nut on Bolts	R.132	2	
C.725	Washer, Shakeproof, under Nuts	R.133	2	
NS.125/4D	Bolt, securing Abutment Bracket	R.134	4	
NN.125/L	Nut on Bolts	R.135	4	
C.724	Washer, Shakeproof, under Nuts	R.136	4	
C.3617	Clip, securing Handbrake Cables and Hydraulic Pipes to Rear Axle	R.137	3	
NS.325/5H	Screw, Set, for Clip securing Pipe to Axle	R.138	1	
NS.325/8H	Screw, Set, for Clips securing Brake Cables to Axle	R.139	2	
NN.125/L	Nut on Setscrews	R.140	3	
C.5066	RETURN SPRING FOR HANDBRAKE CABLE		2	
C.5067	Retainer for Return Springs		2	

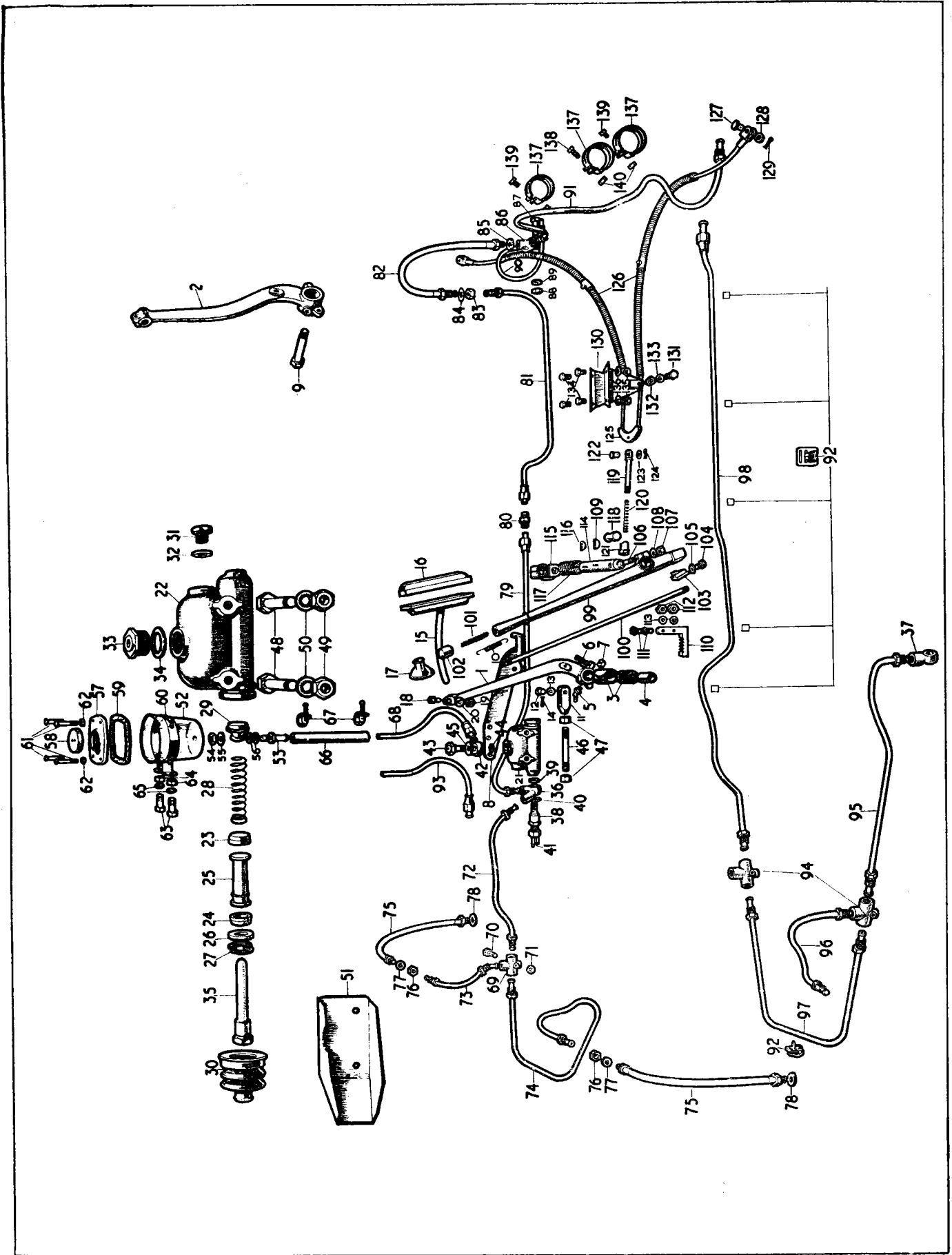


PLATE R

# BRAKE CONTROLS

660980 AND SUBS.  
669003 AND SUBS.

672049 AND SUBS.  
679622 AND SUBS.

FOR CHASSIS No.  
667001 AND SUBS.  
677001 AND SUBS.

Part No.	Description.	Plate No.	No. per Unit.	Remarks.
C.3222	<b>BRAKE PEDAL</b>	AR.1	1	<b>RIGHT HAND DRIVE ONLY</b> For Chassis No. 660980 and subs. 667001 and subs. 669003 and subs.
C.3221	<b>BRAKE PEDAL</b>		1	<b>LEFT HAND DRIVE ONLY</b> For Chassis No. 672049 and subs. 677001 and subs. 679622 and subs.
C.3223	Bearing, Roller, inside Pedal Boss	AR.2	1	
C.3224	Sleeve for Roller Bearing	AR.3	1	
C.3363	Nipple, Grease (Tcalemit NA.5790) on Pedal Boss	AR.4	1	
NS.131/12D	Bolt, Stop, for Pedal		1	
NN.231/L	Nut on Stop Bolt		1	
C.6696	Bracket, Support, between Pedal and Master Cylinder	AR.5	1	
NN.143/L	Nut, securing Brake Pedal and Support Bracket to Shaft		1	
C.3361	Shaft for Brake Pedal		1	<b>LEFT HAND DRIVE ONLY</b>
C.4801	Spring, Return, for Brake Pedal	AR.6	1	
C.6761	Fork-End, connecting Pedal to Master Cylinder	AR.7	1	
J.106/17S	Pin, Clevis, through Pedal and Fork-End		1	
FW.106/T	Washer, Plain, on Clevis Pin		1	
L.103/7U	Pin, Split, through Clevis Pin		1	
C.6708	<b>BRAKE PEDAL STEM AND PLATE ASSEMBLY</b>	AR.8	1	
792	Pad (Rubber) on Stem Plate	AR.9	1	
C.4036	Excluder, Draught, on Pedal Stem	AR.10	1	
NB.131/10D	Bolt, securing Stem to Pedal		1	
NN.131/L	Nut on Bolt		1	
C.740	Washer, Shakeproof, under Nut		1	
C.6712	<b>BRAKE MASTER CYLINDER ASSEMBLY (LOCKHEED 31526)</b>	AR.11	1	
4189	Cylinder only (30828)	AR.12	1	
4279	Piston, Primary (31647)	AR.13	1	
4280	Piston, Secondary (31648)	AR.14	1	
4281	Spring, Coil, for Pistons (31649)	AR.15	2	
4190	Seal on Pistons (30832)	AR.16	3	
1002	Washer, Stop, in front of Primary Piston (1002)	AR.17	1	
2572	Circlip, retaining Stop Washer (1012)	AR.18	1	
4192	Stop for Secondary Piston (30834)	AR.19	1	
4310	Pin, Stop, for Secondary Piston (32964)	AR.20	1	
2538	Gasket on Stop Pin (KL.44509)	AR.21	1	
4193	Adapter, Outlet, at end and top of Master Cylinder (30835)	AR.22	2	
4327	Gasket for Adapters (33443)		2	
4278	Seal for Outlet Adapters (31593)	AR.23	2	
1534	Valve Body (2379)	AR.24	2	
608	Seal in Valve Body (608)	AR.25	2	
2009	Spring for Valve (6714)	AR.26	2	
1884	Washer for Valve (5966)	AR.27	2	
4451	Adapter Assy., Inlet (complete with Tilting Valves) (32961)	AR.28	2	
4277	Seal for Inlet Adapters (31592)	AR.29	2	
4191	Push-Rod in end of Master Cylinder (30833)	AR.30	1	
2022	Boot (Rubber) over Push-Rod (24995)	AR.31	1	
2656	<b>REPAIR KIT FOR SERVICING MASTER CYLINDER C.6712 (KL.71504)</b>		1	
C.7216	Plate, Tapped, behind Master Cylinder Mounting Bracket	AR.32	1	
NB.131/22D	Bolt, securing Master Cylinder to Frame	AR.33	2	Fitted from Chassis No. 660001 to 660995 669001 to 669002 670001 to 672539 679001 to 679840 Fitted to Chassis No. 660996 and subs. 669003 and subs. 672540 and subs. 679841 and subs. 667001 and subs. 677001 and subs.
C.7212	Washer, Distance, between Master Cylinder and Mounting Bracket	AR.34	2	
NB.131/21D	Bolt, securing Master Cylinder to Frame		2	
C.6693	Rod, Operating, between Master Cylinder Push-Rod and Fork-End on Pedal	AR.35	1	
NN.237/L	Nut, locking Operating Rod	AR.36	2	



# BRAKE CONTROLS

FOR CHASSIS No.

660980 AND SUBS.

672049 AND SUBS.

667001 AND SUBS.

669003 AND SUBS.

679622 AND SUBS.

677001 AND SUBS.

Part No.	Description.	Plate No.	No. per Unit.	Remarks.
C.3953	Banjo for Outlet Adapters (7960)	AR.37	2	<b>RIGHT HAND DRIVE ONLY</b>
C.3953	Banjo for Outlet Adapter in end of Master Cylinder (7960)	AR.38	1	<b>LEFT HAND DRIVE ONLY</b>
C.7210	Banjo for Outlet Adapter at top of Master Cylinder (7962)	AR.39	1	
C.3900	Bolt (Hollow) for Stop Light Switch and Banjo (8048)	AR.40	1	
C.3906	Bolt for Banjo (10543)	AR.41	1	
C.3925	Gasket (Small) on Banjo Bolts (KL.44518)	AR.42	2	
C.3926	Gasket (Large) on Banjo Bolts (KL.44522)	AR.43	2	
C.5218	Switch, Stop Light (31082/B) (in end Outlet Adapter for R.H. Drive cars and in top Outlet Adapter for L.H. Drive cars)	AR.44	1	
C.6700	<b>SHIELD ASSY. BETWEEN MASTER CYLINDER AND EXHAUST PIPES</b>	AR.45	1	<b>LEFT HAND DRIVE ONLY</b>
C.6427	<b>TWIN SUPPLY TANK (LOCKHEED 7218)</b>		1	
1885	Tank (complete with Outlet Adapters) (6839)	AR.46	1	
407	Cap, Filler (407)	AR.47	1	
2045	Washer for Filler Cap (29828)	AR.48	1	
1040	Clamp, securing Supply Tank (1040)	AR.49	1	
4340	Bolt, through Clamp (34681)	AR.50	1	
4339	Nut on Bolt (34680)	AR.51	1	
FG.105/X	Washer, Spring, under Nut (K.19204)	AR.52	1	
	<b>HYDRAULIC PIPES AND FITTINGS</b>			<b>RIGHT HAND DRIVE ONLY</b>
C.7189	Pipe, from Supply Tank to Low Pressure Hose (T.12/8B)	AR.53	2	
C.3730	Hose, Low Pressure, between Supply Tank and Master Cylinder (16741)	AR.54	2	
C.7208	Clip, securing Low Pressure Hoses (K.20202)	AR.55	4	
C.7201	Pipe, from Low Pressure Hose to front Inlet on Master Cylinder (T.12/6B)	AR.56	2	
C.7190	Pipe, from Low Pressure Hose to rear Inlet on Master Cylinder (T.857/B)	AR.57	1	
C.7191	Pipe, from Banjo at front of Master Cylinder to Front 3-way Union (T.4/24B)	AR.58	1	
C.3922	Union, 3-way, at front of Chassis Frame (7965)	AR.59	1	
FS.106/4D	Screw, Set, securing 3-way Union		1	
C.726	Washer, Shakeproof, on Setscrew		1	
C.3913	Pipe, from Front 3-way Union to R.H. Front Hose (T.4/12B)	AR.60	1	
C.3914	Pipe, from Front 3-way Union to L.H. Front Hose (T.4/35B)	AR.61	1	
C.3909	Hose, from Supply Pipes to Front Backplates (KL.48924)	AR.62	2	
C.3925	Gasket, at connection of Hoses to Brackets (KL.44518)	AR.63	2	
C.3910	Nut, securing Hoses to Brackets on Chassis Frame (23897)	AR.64	2	
C.3911	Washer, Shakeproof, under Nuts (K.19411)	AR.65	2	
C.7192	Pipe, from Banjo at top of Master Cylinder to Tube Connector (T.4A/44B)	AR.66	1	

# BRAKE CONTROLS

660980 AND SUBS.  
669003 AND SUBS.

672049 AND SUBS.  
679622 AND SUBS.

FOR CHASSIS No.  
667001 AND SUBS.  
677001 AND SUBS.

Part No.	Description.	Plate No.	No. per Unit.	Remarks.
<b>HYDRAULIC PIPES AND FITTINGS (continued)</b>		<b>RIGHT HAND DRIVE ONLY</b>		
C.3923	Tube Connector at rear of Chassis Frame (5248)	AR.67	1	
C.3920	Pipe, from Tube Connector to Rear Hose (T.4A/40B)	AR.68	1	
C.3909	Hose, from Supply Pipe to 3-way Union on Rear Axle (KL.48924)	AR.69	1	
C.3925	Gasket, at connection of Hose to Bracket (KL.44518)	AR.70	1	
C.3910	Nut, securing Hose to Bracket on Chassis Frame (23897)	AR.71	1	
C.3911	Washer, Shakeproof, under Nuts (K.19411)	AR.72	1	
C.3922	Union, 3-way, on Rear Axle (7965)	AR.73	1	
NB.125/10D	Bolt, securing 3-way Union to Rear Axle		1	
NN.125/L	Nut on Bolt		1	
C.724	Washer, Shakeproof, under Nut		1	
C.3916	Pipe, from Union on Axle to R.H. Rear Backplate (T.4/24B)	AR.74	1	
C.3917	Pipe, from Union on Axle to L.H. Rear Backplate (T.4/47B)	AR.75	1	
C.3529	Clip, securing Pipes to Chassis Frame	AR.76	7	
<b>HYDRAULIC PIPES AND FITTINGS</b>		<b>LEFT HAND DRIVE ONLY</b>		
C.7189	Pipe, from Supply Tank to Low Pressure Hose (T.12/8B)	AR.53	2	
C.3730	Hose, Low Pressure, between Supply Tank and Master Cylinder (16741)	AR.54	2	
C.7208	Clip, securing Low Pressure Hoses (K.20202)	AR.55	4	
C.7200	Pipe, from Low Pressure Hose to Master Cylinder (T.12/13B)	AR.77	2	
C.7193	Pipe, from Banjo at front of Master Cylinder to Front 3-way Union (T.4/21B)	AR.78	1	
C.3922	Union, 3-way, at front of Chassis Frame (7965)	AR.59	1	
FS.106/4D	Screw, Set, securing 3-way Union		1	
C.726	Washer, Shakeproof, on Setscrew		1	
C.7194	Pipe, from Front 3-way Union to R.H. Front Hose (T.4/35B)	AR.79	1	
C.7195	Pipe, from Front 3-way Union to L.H. Front Hose (T.4/12B)	AR.80	1	
C.3909	Hose, from Supply Pipes to Front Backplates (KL.48924)	AR.62	2	
C.3925	Gasket for Hoses (KL.44518)	AR.63	2	
C.3910	Nut, securing Hoses to Brackets on Chassis Frame (23897)	AR.64	2	
C.3911	Washer, Shakeproof, under Nuts (K.19411)	AR.65	2	
C.7198	Pipe, from Banjo at top of Master Cylinder to Tube Connector (T.4A/47B)	AR.81	1	
C.3923	Tube Connector at rear of Chassis Frame (5248)	AR.67	1	
C.7199	Pipe, from Tube Connector to Rear Hose (T.4A/40B)	AR.82	1	
C.3909	Hose, from Supply Pipe to 3-way Union on Rear Axle (KL.48924)	AR.69	1	
C.3925	Gasket for Hose (KL.44518)	AR.70	1	
C.3910	Nut, securing Hose to Bracket on Chassis Frame (23897)	AR.71	1	
C.3911	Washer, Shakeproof, under Nut (K.19411)	AR.72	1	
C.3922	Union, 3-way, on Rear Axle (7965)	AR.73	1	
NB.125/10D	Bolt, securing 3-way Union to Rear Axle		1	
NN.125/L	Nut on Bolt		1	
C.724	Washer, Shakeproof, under Nut		1	
C.7196	Pipe, from Union on Axle to R.H. Rear Backplate (T.4/47B)	AR.83	1	
C.7197	Pipe, from Union on Axle to L.H. Rear Backplate (T.4/24B)	AR.84	1	
C.3529	Clip, securing Pipes to Chassis Frame	AR.76	7	

# BRAKE CONTROLS

FOR CHASSIS No.

660980 AND SUBS.

669003 AND SUBS.

672049 AND SUBS.

679622 AND SUBS.

667001 AND SUBS.

677001 AND SUBS.

Part No.	Description.	Plate No.	No. per Unit.	Remarks.
C.2958	BLEEDER TUBE AND CONTAINER (LOCKHEED 3919)		1	
C.2957	WRENCH FOR BLEEDER SCREW (LOCKHEED 13836)		1	

**FOR HANDBRAKE LEVER, CABLE AND ALL FITTINGS, PLEASE REFER TO PAGES 38 AND 39.**

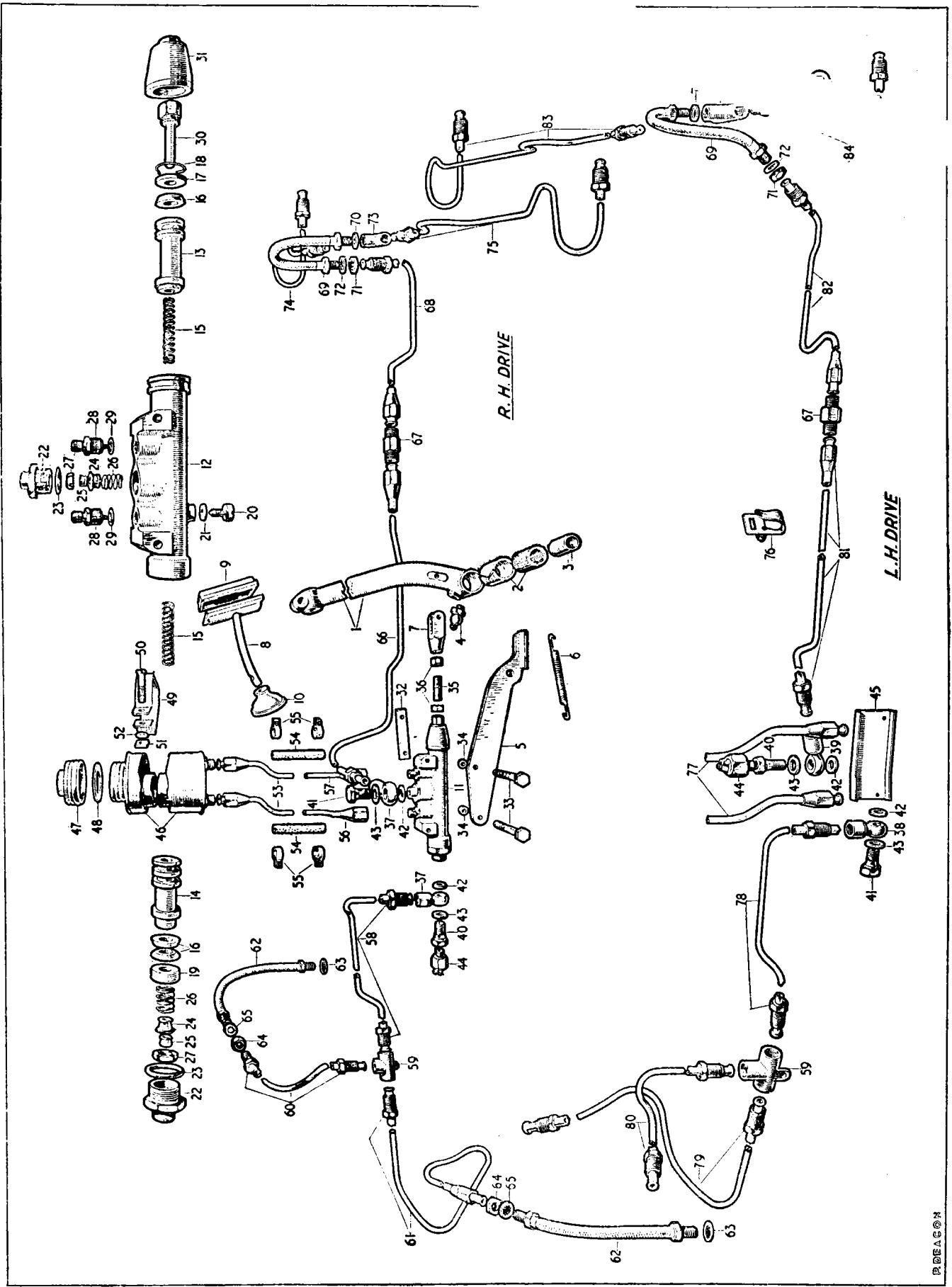


PLATE AR